



**DUFFERIN OPP DETACHMENT BOARD - MELANCTHON TOWNSHIP,
TOWN OF MONO, MULMUR TOWNSHIP / CONSEIL DU DÉTACHEMENT
DE DUFFERIN DE LA POLICE PROVINCIALE - CANTON DE MELANC-
THON, VILLAGE DE MONO, CANTON DE MULMUR**
DUFFERIN OPP DETACHMENT
DÉTACHEMENT DE DUFFERIN DE LA POLICE PROVINCIALE

AGENDA

December 16, 2025 - 9:00 am

MEETING DETAILS

In-Person Location: Primrose OPP Detachment, 506312 HWY 90 Mono, ON

Topic: 3 M Police Services Board Meeting

Time: December 16, 2025 at 9:00 AM Eastern Time (US and Canada)

Join Zoom Meeting

<https://us02web.zoom.us/j/89243034863?pwd=boKaxfSkYHtYyr3vywS2rsJsbMal5w.1>

<https://us02web.zoom.us/j/82966351510?pwd=Y4PBXaw53PapbjuBNnb7JFqOp5DmNS.1>

Meeting ID: 829 6635 1510

Passcode: 417229

One tap mobile

+12042727920,,82966351510#,,,,*417229# Canada

+14388097799,,82966351510#,,,,*417229# Canada

Join instructions

https://us02web.zoom.us/join/82966351510/invitations?signature=sb0_sYH9VExvNWWh_Qqdlp-ZUmK5GbDNMU0vyjhugF8

1. CALL TO ORDER

2. LAND ACKNOWLEDGEMENT STATEMENT

We will begin the meeting by sharing the Land Acknowledgement Statement:

We would like to begin by acknowledging that the Dufferin OPP Detachment Board Melancthon Township, Town of Mono, Mulmur Townships recognizes the ancestral lands and treaty territories of the Tionontati (Petun/Wyandot(te)), Attawandaron (Neutral), Haudenosaunee (Six Nations), and Anishinaabe Peoples. The Town of Mono and Townships of Mulmur and Melancthon reside within the lands named under the Haldimand Deed of 1784 and the Lake Simcoe-Nottawasaga Treaty (Treaty 18).

These territories upon which we live and learn, are steeped in rich Indigenous history and traditions. It is with this statement that we declare to honour and respect the past and present connection of Indigenous peoples with this land, its waterways and resources.

3. APPROVAL OF AGENDA

Recommendation: THAT the agenda be approved.

4. APPROVAL OF MINUTES

Recommendation: THAT the Minutes of September 18th , 2025 be approved as circulated/amended

5. DISCLOSURE OF PECUNIARY INTEREST

6. IN-CAMERA

6.1 End of Year Detachment Commander Performance Feedback

7. UNFINISHED BUSINESS AND DEFERRED ITEMS

7.1 Dufferin County regarding extra patrolling on County Roads - discussion continued from previous meetings

7.2 Police Record Checks - OPP Vulnerable Sector Check discussion continued from previous meetings

7.3 Joining OAPBS

8. GENERAL BUSINESS

8.1 Acknowledgements: Welcoming, Recognizing, and Honouring OPP officers

8.2 Proof of completion of the Thematic Training

8.3 Safety Concerns on County Road 17 and Prince of Wales Intersection

- 8.4 Melancthon's letter to the County of Dufferin regarding speed limits on 124
- 8.5 Perception of crime stats and how to address them
- 8.6 New speed limits on County Road 17
- 8.7 Speed Data Melancthon
- 8.8 ARIS information
- 8.9 Grey Bruce Resolution Re: Appeal to the MSG for Provincial Funding
- 8.10 Inspector General Memorandum- Risk Based Compliance Framework
- 8.11 Updated Oath (Ontario Regulation 416/23)
- 8.12 Letter from Solicitor General - Combatting and preventing hate-motivated crimes
- 8.13 Discussions regarding Hard Target
- 8.14 Joint Board meeting scheduled for mid March.

9. FINANCIAL

- 9.1 Invoice for Insurance

10. DETACHMENT COMMANDER'S REPORT

- 10.1 Dufferin Detachment OPP 3rd Quarter Report

11. ITEMS FOR FUTURE MEETINGS

12. ADJOURNMENT

Recommendation: THAT the meeting adjourn at _____ am to meet again on _____ at 9:00 am, or at the call of the Chair.

Hi Sarah,

In follow-up to Meghan's email about the price, here is the breakdown for Dufferin 4. The price for 2025-2026 will be the same as this year (.21 cents per property)

Let me know if you have any questions or want to advance. You can also purchase next year starting end of October.

| | | | | |
|------------|------|--|----|---------|
| MELANCTHON | 1250 | | NO | |
| MONO | 3500 | | NO | |
| MULMER | 1797 | | NO | |
| TOTAL | 6547 | | | 1374.87 |

Holly Doty, CMP

Ontario Association of Police Services Boards

PO Box 43058

London RPO Highland ON N6J 0A7

T: 1-800-831-7727 | C: 519.636.7707

Denise Holmes

From: Kait D <kaitdevore@gmail.com>
Sent: Tuesday, October 14, 2025 10:26 AM
To: Denise Holmes
Subject: Request for Speed Limit Reduction on County Road 17 and Installation of a Four-Way Stop at Prince of Wales Intersection
Attachments: Subject_ Request for Council Support – Safety Concerns on County Road 17 and Prince of Wales Intersection.pdf

Hello Denise,

I hope you enjoyed your Thanksgiving long weekend!

Sadly, there was nearly another incident this morning involving drivers along county road 17 not taking bus safety seriously. I would like to submit this letter for consideration at the council meeting (understanding fully that this is a County related matter). I believe it is important for the Township to support its residents and this initiative.

Please see attached.

Thank you,
Kaitlin

Subject: Request for Council Support – Safety Concerns on County Road 17 and Prince of Wales Intersection

Dear Members of Council,

I hope this message finds you well. I am writing as a concerned resident to bring forward an urgent, and yet ongoing, safety issue along County Road 17, and to respectfully ask that the Town support its residents in advocating for changes at the County level.

I am requesting that the speed limit on County Road 17 be reduced from 80 km/h to 60 km/h west of Prince of Wales, and further reduced to 40 km/h west of the Mulmur–Melancthon Townline. In addition, I am asking that the intersection of County Road 17 and Prince of Wales be converted into a four-way stop.

There have been ongoing incidents and near misses along this stretch of road, which continue to put residents, drivers and children at risk. The current speed limit of 80 km/h encourages excessive speeds that are not suitable given the growing residential activity in the area and the number of children and school buses using this route daily.

These current speed limits create an especially dangerous situation for children and students waiting for or boarding buses. Drivers often approach too quickly to react safely, even when buses are stopped with lights flashing.

While I understand that County Road 17 falls under County jurisdiction, I believe it is important for the Town to be aware of these concerns and to advocate on behalf of its residents for these necessary safety measures. A formal letter of support from Council to the County would go a long way in helping bring attention to this matter.

Reducing the speed limit and introducing a four-way stop at Prince of Wales may be an effective step toward preventing further accidents and ensuring the safety of everyone who travels through this area.

Thank you very much for your time and consideration. I would greatly appreciate Council's support in requesting a traffic and safety review by the County and in prioritizing improvements for this section of County Road 17.

Sincerely,
Kaitlin DeVore

585499 County Road 17, Melancthon
905-691-7156

SPEED DATA ANALYSIS

Location



318235 8th Line NE
Latitude: 44.215790
Longitude: -80.292229



Analysis Time Period




Start End
2025-09-15 2025-09-21
3:49 PM 1:07 AM

Vehicles Analyzed



961

Speed Limit



80

Total Enforceable Violations



70

Average Speed



68

% Enforceable Violations



7%

Fastest Speed



131

Enforcement Rating

LOW

Slowest Speed



11

SPEED DATA ANALYSIS

Enforcement Tolerance



15

Peak Time of Violations



2025-09-19
11:49 PM

Default Report Title
Use Preferences to Define Titles

Site Code: test1
Station ID: 0
Location 1: 318235 8th Line NE
Location 2:
Location 3:
Location 4:

Comment 1:
Comment 2:
Comment 3:
Comment 4:
Latitude: 44.215790
Longitude: -80.292229

Combined Lanes 2025-09-15 to 2025-09-21

Peak Analysis

Classes Excluded From Peaks: None

| Date | AM Peak | Hour Volume | Highest Interval Time | Highest Interval Volume | Peak Hour Factor | Pm Peak | Hour Volume | Highest Interval Time | Highest Interval Volume | Peak Hour Factor |
|------------|------------|----------------|-----------------------------|-------------------------------|------------------------|------------|----------------|-----------------------------|-------------------------------|------------------------|
| 2025-09-15 | No Volume | | | | | 3:54 PM | 21 | 3:56 PM | 8 | 0.66 |
| 2025-09-16 | 12:30 AM | 15 | 1:09 AM | 6 | 0.63 | 6:29 PM | 20 | 6:51 PM | 7 | 0.71 |
| 2025-09-17 | 12:00 AM | 14 | 12:20 AM | 7 | 0.50 | 5:42 PM | 22 | 5:42 PM | 10 | 0.55 |
| 2025-09-18 | 1:26 AM | 10 | 2:09 AM | 4 | 0.63 | 4:35 PM | 13 | 4:40 PM | 4 | 0.81 |
| 2025-09-19 | 12:00 AM | 13 | 12:00 AM | 5 | 0.65 | 9:04 PM | 26 | 9:04 PM | 8 | 0.81 |
| 2025-09-20 | 12:04 AM | 12 | 12:06 AM | 5 | 0.60 | 8:34 PM | 27 | 8:37 PM | 12 | 0.56 |
| 2025-09-21 | 12:00 AM | 21 | 12:30 AM | 10 | 0.53 | No Volume | | | | |

Pace Speed - KPH

Classes Excluded From Pace:

| Speed | Number | Percent |
|---------|--------|---------|
| 71 - 85 | 306 | 31.8% |

Percentile Speeds

| Percentile | 5th | 10th | 15th | 20th | 25th | 30th | 35th | 40th | 45th | 50th | 55th | 60th | 65th | 70th | 75th | 80th | 85th | 90th | 95th | 99th |
|-------------|-----|------|------|------|------|------|------|------|------|------|------|------|------|------|------|------|------|------|------|------|
| Speed - KPH | 20 | 38 | 45 | 50 | 56 | 59 | 63 | 66 | 68 | 71 | 72 | 75 | 78 | 80 | 83 | 85 | 87 | 92 | | |

Vehicles Traveling Greater Than 50.0 KPH

| | |
|---------------------------|-------|
| Total Volume | 961 |
| Total Greater Than 50.0 | 778 |
| Percent Greater Than 50.0 | 81.0% |

Mean, Median, and Mode Averages

| | |
|------------------|------|
| Mean: | 68.4 |
| Median (50th %): | 71.0 |
| Mode: | 72.0 |

Classification Statistics

| | Class 1 | Class 2 | Class 3 | Class 4 | Class 5 |
|--------|---------|---------|---------|---------|---------|
| 961 | 0 | 0 | 0 | 0 | 0 |
| 100.0% | 0.0% | 0.0% | 0.0% | 0.0% | 0.0% |

AADT

| Date | Lane | Volume | x | User | x | Daily | = | ADT | x | Season | = |
|------------|---------------------|--------|---|------|---|-------|---|-----|---|--------|---|
| 2025-09-15 | Direction X, Lane 1 | 55 | | 1.00 | | 1.00 | | 55 | | 1.00 | |
| 2025-09-15 | Direction X, Lane 2 | 55 | | 1.00 | | 1.00 | | 55 | | 1.00 | |
| 2025-09-15 | Day Total | 110 | | | | | | 110 | | | |
| 2025-09-16 | Direction X, Lane 1 | 91 | | 1.00 | | 1.00 | | 91 | | 1.00 | |
| 2025-09-16 | Direction X, Lane 2 | 93 | | 1.00 | | 1.00 | | 93 | | 1.00 | |
| 2025-09-16 | Day Total | 184 | | | | | | 184 | | | |
| 2025-09-17 | Direction X, Lane 1 | 55 | | 1.00 | | 1.00 | | 55 | | 1.00 | |
| 2025-09-17 | Direction X, Lane 2 | 105 | | 1.00 | | 1.00 | | 105 | | 1.00 | |
| 2025-09-17 | Day Total | 160 | | | | | | 160 | | | |
| 2025-09-18 | Direction X, Lane 1 | 40 | | 1.00 | | 1.00 | | 40 | | 1.00 | |

Default Report Title
 Use Preferences to Define Titles

Site Code: test1

Station ID: 0

Location 1: 318235 8th Line NE

Location 2:

Location 3:

Location 4:

Comment 1:

Comment 2:

Comment 3:

Comment 4:

Latitude: 44.215790

Longitude: -80.292229

| Date | Lane | Volume | x | User | x | Daily | = | ADT | x | Season | = |
|------------|---------------------|--------|---|------|---|-------|---|-----|---|--------|---|
| 2025-09-18 | Direction X, Lane 2 | 53 | | 1.00 | | 1.00 | | 53 | | 1.00 | |
| 2025-09-18 | Day Total | 93 | | | | | | 93 | | | |
| 2025-09-19 | Direction X, Lane 1 | 94 | | 1.00 | | 1.00 | | 94 | | 1.00 | |
| 2025-09-19 | Direction X, Lane 2 | 84 | | 1.00 | | 1.00 | | 84 | | 1.00 | |
| 2025-09-19 | Day Total | 178 | | | | | | 178 | | | |
| 2025-09-20 | Direction X, Lane 1 | 95 | | 1.00 | | 1.00 | | 95 | | 1.00 | |
| 2025-09-20 | Direction X, Lane 2 | 119 | | 1.00 | | 1.00 | | 119 | | 1.00 | |
| 2025-09-20 | Day Total | 214 | | | | | | 214 | | | |
| 2025-09-21 | Direction X, Lane 1 | 7 | | 1.00 | | 1.00 | | 7 | | 1.00 | |
| 2025-09-21 | Direction X, Lane 2 | 15 | | 1.00 | | 1.00 | | 15 | | 1.00 | |
| 2025-09-21 | Day Total | 22 | | | | | | 22 | | | |
| Total | | 961 | | | | | | 961 | | | |
| Average | | 137 | | | | | | 137 | | | |

SPEED DATA ANALYSIS

Location

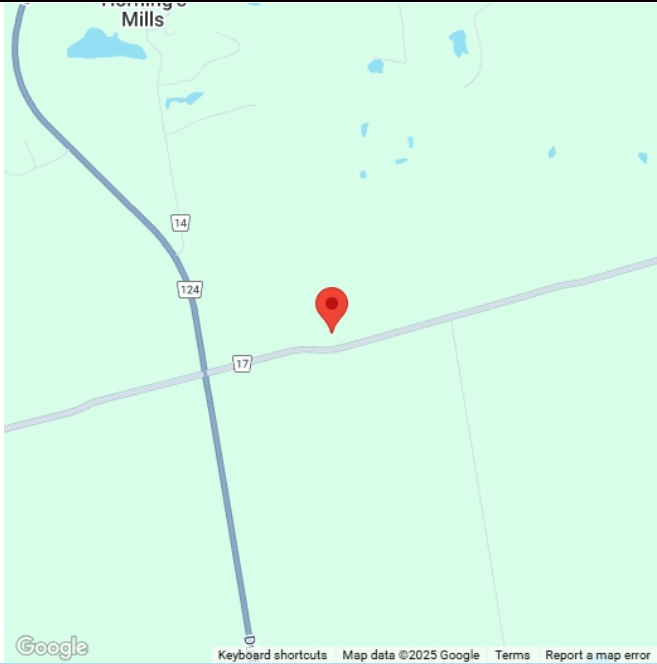


585499 County Rd 17
Latitude: 44.137878
Longitude: -80.192070

Analysis Time Period



| Start | End |
|------------|------------|
| 2025-10-20 | 2025-10-21 |
| 3:01 PM | 3:34 PM |



Vehicles Analyzed



2,442

Speed Limit



80

Total Enforceable Violations



253

Average Speed



85

% Enforceable Violations



10%

Fastest Speed



124

Enforcement Rating

MEDIUM

Slowest Speed



27

SPEED DATA ANALYSIS

Enforcement Tolerance



15

Peak Time of Violations



2025-10-20
5:01 PM

Default Report Title
Use Preferences to Define Titles

Site Code: test1
Station ID: 0
Location 1: 585499 County Rd 17
Location 2:
Location 3:
Location 4:

Comment 1:
Comment 2:
Comment 3:
Comment 4:
Latitude: 44.137878
Longitude: -80.192070

Combined Lanes 2025-10-20 to 2025-10-21

Peak Analysis

| Classes Excluded From Peaks: None | | | | | | | | | | |
|-----------------------------------|------------|----------------|-----------------------------|-------------------------------|------------------------|------------|----------------|-----------------------------|-------------------------------|------------------------|
| Date | AM Peak | Hour Volume | Highest Interval Time | Highest Interval Volume | Peak Hour Factor | Pm Peak | Hour Volume | Highest Interval Time | Highest Interval Volume | Peak Hour Factor |
| 2025-10-20 | No Volume | | | | | 3:23 PM | 255 | 3:29 PM | 72 | 0.89 |
| 2025-10-21 | 7:55 AM | 221 | 7:58 AM | 63 | 0.88 | 2:04 PM | 204 | 2:43 PM | 61 | 0.84 |

Pace Speed - KPH

| Classes Excluded From Pace: | | |
|-----------------------------|--------|---------|
| Speed | Number | Percent |
| 76 - 90 | 1,451 | 59.4% |

Percentile Speeds

| Percentile | 5th | 10th | 15th | 20th | 25th | 30th | 35th | 40th | 45th | 50th | 55th | 60th | 65th | 70th | 75th | 80th | 85th | 90th | 95th | 100th |
|-------------|-----|------|------|------|------|------|------|------|------|------|------|------|------|------|------|------|------|------|------|-------|
| Speed - KPH | 69 | 73 | 75 | 76 | 78 | 79 | 81 | 82 | 83 | 84 | 85 | 86 | 87 | 89 | 90 | 92 | 93 | 95 | 97 | 99 |

Vehicles Traveling Greater Than 50.0 KPH

| | |
|---------------------------|-------|
| Total Volume | 2,442 |
| Total Greater Than 50.0 | 2,418 |
| Percent Greater Than 50.0 | 99.0% |

Mean, Median, and Mode Averages

| | |
|------------------|------|
| Mean: | 84.6 |
| Median (50th %): | 84.0 |
| Mode: | 84.0 |

Classification Statistics

| | Class 1 | Class 2 | Class 3 | Class 4 | Class 5 |
|--------|---------|---------|---------|---------|---------|
| 2442 | 0 | 0 | 0 | 0 | 0 |
| 100.0% | 0.0% | 0.0% | 0.0% | 0.0% | 0.0% |

AADT

| Date | Lane | Volume | x | User | x | Daily | = | ADT | x | Season | = |
|------------|---------------------|--------|---|------|---|-------|---|-------|---|--------|---|
| 2025-10-20 | Direction X, Lane 1 | 562 | | 1.00 | | 1.00 | | 562 | | 1.00 | |
| 2025-10-20 | Direction X, Lane 2 | 364 | | 1.00 | | 1.00 | | 364 | | 1.00 | |
| 2025-10-20 | Day Total | 926 | | | | | | 926 | | | |
| 2025-10-21 | Direction X, Lane 1 | 767 | | 1.00 | | 1.00 | | 767 | | 1.00 | |
| 2025-10-21 | Direction X, Lane 2 | 749 | | 1.00 | | 1.00 | | 749 | | 1.00 | |
| 2025-10-21 | Day Total | 1,516 | | | | | | 1,516 | | | |
| Total | | 2442 | | | | | | 2442 | | | |
| Average | | 1220 | | | | | | 1220 | | | |

SPEED DATA ANALYSIS

Location

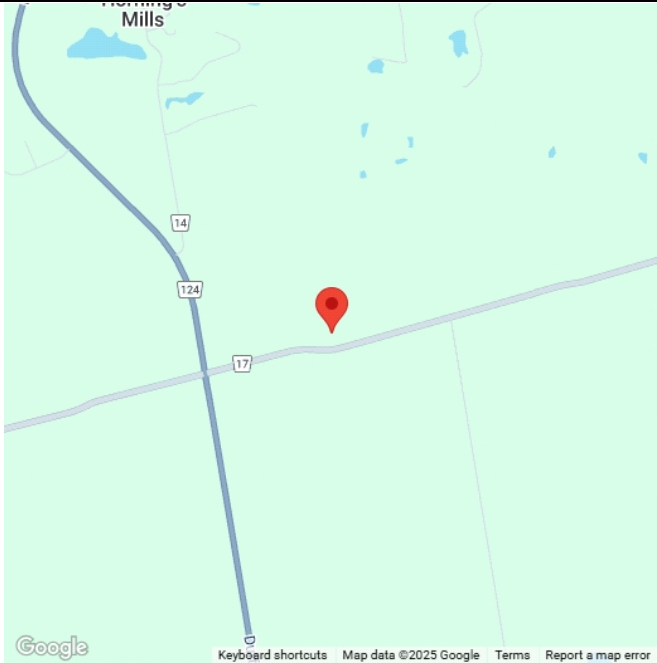


585499 County Rd 17
Latitude: 44.137878
Longitude: -80.192070

Analysis Time Period



| Start | End |
|------------|------------|
| 2025-10-20 | 2025-10-21 |
| 3:01 PM | 3:34 PM |




Vehicles Analyzed



2,442

Speed Limit



80

Total Enforceable Violations



253

Average Speed



85

% Enforceable Violations



10%

Fastest Speed



124

Enforcement Rating

MEDIUM

Slowest Speed



27

SPEED DATA ANALYSIS

Enforcement Tolerance



15

Peak Time of Violations



2025-10-20
5:01 PM

Default Report Title
Use Preferences to Define Titles

Site Code: test1
Station ID: 0
Location 1: 585499 County Rd 17
Location 2:
Location 3:
Location 4:

Comment 1:
Comment 2:
Comment 3:
Comment 4:
Latitude: 44.137878
Longitude: -80.192070

Combined Lanes 2025-10-20 to 2025-10-21

Peak Analysis

| Classes Excluded From Peaks: None | | | | | | | | | | |
|-----------------------------------|------------|----------------|-----------------------------|-------------------------------|------------------------|------------|----------------|-----------------------------|-------------------------------|------------------------|
| Date | AM Peak | Hour Volume | Highest Interval Time | Highest Interval Volume | Peak Hour Factor | Pm Peak | Hour Volume | Highest Interval Time | Highest Interval Volume | Peak Hour Factor |
| 2025-10-20 | No Volume | | | | | 3:23 PM | 255 | 3:29 PM | 72 | 0.89 |
| 2025-10-21 | 7:55 AM | 221 | 7:58 AM | 63 | 0.88 | 2:04 PM | 204 | 2:43 PM | 61 | 0.84 |

Pace Speed - KPH

| Classes Excluded From Pace: | | |
|-----------------------------|--------|---------|
| Speed | Number | Percent |
| 76 - 90 | 1,451 | 59.4% |

Percentile Speeds

| Percentile | 5th | 10th | 15th | 20th | 25th | 30th | 35th | 40th | 45th | 50th | 55th | 60th | 65th | 70th | 75th | 80th | 85th | 90th | 95th | 100th |
|-------------|-----|------|------|------|------|------|------|------|------|------|------|------|------|------|------|------|------|------|------|-------|
| Speed - KPH | 69 | 73 | 75 | 76 | 78 | 79 | 81 | 82 | 83 | 84 | 85 | 86 | 87 | 89 | 90 | 92 | 93 | 95 | 97 | 99 |

Vehicles Traveling Greater Than 50.0 KPH

| | |
|---------------------------|-------|
| Total Volume | 2,442 |
| Total Greater Than 50.0 | 2,418 |
| Percent Greater Than 50.0 | 99.0% |

Mean, Median, and Mode Averages

| | |
|------------------|------|
| Mean: | 84.6 |
| Median (50th %): | 84.0 |
| Mode: | 84.0 |

Classification Statistics

| | Class 1 | Class 2 | Class 3 | Class 4 | Class 5 |
|--------|---------|---------|---------|---------|---------|
| 2442 | 0 | 0 | 0 | 0 | 0 |
| 100.0% | 0.0% | 0.0% | 0.0% | 0.0% | 0.0% |

AADT

| Date | Lane | Volume | x | User | x | Daily | = | AADT | x | Season | = |
|------------|---------------------|--------|---|------|---|-------|---|-------|---|--------|---|
| 2025-10-20 | Direction X, Lane 1 | 562 | | 1.00 | | 1.00 | | 562 | | 1.00 | |
| 2025-10-20 | Direction X, Lane 2 | 364 | | 1.00 | | 1.00 | | 364 | | 1.00 | |
| 2025-10-20 | Day Total | 926 | | | | | | 926 | | | |
| 2025-10-21 | Direction X, Lane 1 | 767 | | 1.00 | | 1.00 | | 767 | | 1.00 | |
| 2025-10-21 | Direction X, Lane 2 | 749 | | 1.00 | | 1.00 | | 749 | | 1.00 | |
| 2025-10-21 | Day Total | 1,516 | | | | | | 1,516 | | | |
| Total | | 2442 | | | | | | 2442 | | | |
| Average | | 1220 | | | | | | 1220 | | | |

SPEED DATA ANALYSIS

Location



318235 8th Line NE
Latitude: 44.215790
Longitude: -80.292229



Analysis Time Period




Start End
2025-09-15 2025-09-21
3:49 PM 1:07 AM

Vehicles Analyzed



961

Speed Limit



80

Total Enforceable Violations



70

Average Speed



68

% Enforceable Violations



7%

Fastest Speed



131

Enforcement Rating

LOW

Slowest Speed



11

SPEED DATA ANALYSIS

Enforcement Tolerance



15

Peak Time of Violations



2025-09-19
11:49 PM

Default Report Title
Use Preferences to Define Titles

Site Code: test1
Station ID: 0
Location 1: 318235 8th Line NE
Location 2:
Location 3:
Location 4:

Comment 1:
Comment 2:
Comment 3:
Comment 4:
Latitude: 44.215790
Longitude: -80.292229

Combined Lanes 2025-09-15 to 2025-09-21

Peak Analysis

Classes Excluded From Peaks: None

| Date | AM Peak | Hour Volume | Highest Interval Time | Highest Interval Volume | Peak Hour Factor | Pm Peak | Hour Volume | Highest Interval Time | Highest Interval Volume | Peak Hour Factor |
|------------|------------|----------------|-----------------------------|-------------------------------|------------------------|------------|----------------|-----------------------------|-------------------------------|------------------------|
| 2025-09-15 | No Volume | | | | | 3:54 PM | 21 | 3:56 PM | 8 | 0.66 |
| 2025-09-16 | 12:30 AM | 15 | 1:09 AM | 6 | 0.63 | 6:29 PM | 20 | 6:51 PM | 7 | 0.71 |
| 2025-09-17 | 12:00 AM | 14 | 12:20 AM | 7 | 0.50 | 5:42 PM | 22 | 5:42 PM | 10 | 0.55 |
| 2025-09-18 | 1:26 AM | 10 | 2:09 AM | 4 | 0.63 | 4:35 PM | 13 | 4:40 PM | 4 | 0.81 |
| 2025-09-19 | 12:00 AM | 13 | 12:00 AM | 5 | 0.65 | 9:04 PM | 26 | 9:04 PM | 8 | 0.81 |
| 2025-09-20 | 12:04 AM | 12 | 12:06 AM | 5 | 0.60 | 8:34 PM | 27 | 8:37 PM | 12 | 0.56 |
| 2025-09-21 | 12:00 AM | 21 | 12:30 AM | 10 | 0.53 | No Volume | | | | |

Pace Speed - KPH

Classes Excluded From Pace:

| Speed | Number | Percent |
|---------|--------|---------|
| 71 - 85 | 306 | 31.8% |

Percentile Speeds

| Percentile | 5th | 10th | 15th | 20th | 25th | 30th | 35th | 40th | 45th | 50th | 55th | 60th | 65th | 70th | 75th | 80th | 85th | 90th | 95th | 99th |
|-------------|-----|------|------|------|------|------|------|------|------|------|------|------|------|------|------|------|------|------|------|------|
| Speed - KPH | 20 | 38 | 45 | 50 | 56 | 59 | 63 | 66 | 68 | 71 | 72 | 75 | 78 | 80 | 83 | 85 | 87 | 92 | | |

Vehicles Traveling Greater Than 50.0 KPH

| | |
|---------------------------|-------|
| Total Volume | 961 |
| Total Greater Than 50.0 | 778 |
| Percent Greater Than 50.0 | 81.0% |

Mean, Median, and Mode Averages

| | |
|------------------|------|
| Mean: | 68.4 |
| Median (50th %): | 71.0 |
| Mode: | 72.0 |

Classification Statistics

| | Class 1 | Class 2 | Class 3 | Class 4 | Class 5 |
|--------|---------|---------|---------|---------|---------|
| 961 | 0 | 0 | 0 | 0 | 0 |
| 100.0% | 0.0% | 0.0% | 0.0% | 0.0% | 0.0% |

AADT

| Date | Lane | Volume | x | User | x | Daily | = | ADT | x | Season | = |
|------------|---------------------|--------|---|------|---|-------|---|-----|---|--------|---|
| 2025-09-15 | Direction X, Lane 1 | 55 | | 1.00 | | 1.00 | | 55 | | 1.00 | |
| 2025-09-15 | Direction X, Lane 2 | 55 | | 1.00 | | 1.00 | | 55 | | 1.00 | |
| 2025-09-15 | Day Total | 110 | | | | | | 110 | | | |
| 2025-09-16 | Direction X, Lane 1 | 91 | | 1.00 | | 1.00 | | 91 | | 1.00 | |
| 2025-09-16 | Direction X, Lane 2 | 93 | | 1.00 | | 1.00 | | 93 | | 1.00 | |
| 2025-09-16 | Day Total | 184 | | | | | | 184 | | | |
| 2025-09-17 | Direction X, Lane 1 | 55 | | 1.00 | | 1.00 | | 55 | | 1.00 | |
| 2025-09-17 | Direction X, Lane 2 | 105 | | 1.00 | | 1.00 | | 105 | | 1.00 | |
| 2025-09-17 | Day Total | 160 | | | | | | 160 | | | |
| 2025-09-18 | Direction X, Lane 1 | 40 | | 1.00 | | 1.00 | | 40 | | 1.00 | |

Default Report Title
 Use Preferences to Define Titles

Site Code: test1

Station ID: 0

Location 1: 318235 8th Line NE

Location 2:

Location 3:

Location 4:

Comment 1:

Comment 2:

Comment 3:

Comment 4:

Latitude: 44.215790

Longitude: -80.292229

| Date | Lane | Volume | x | User | x | Daily | = | ADT | x | Season | = |
|------------|---------------------|--------|---|------|---|-------|---|-----|---|--------|---|
| 2025-09-18 | Direction X, Lane 2 | 53 | | 1.00 | | 1.00 | | 53 | | 1.00 | |
| 2025-09-18 | Day Total | 93 | | | | | | 93 | | | |
| 2025-09-19 | Direction X, Lane 1 | 94 | | 1.00 | | 1.00 | | 94 | | 1.00 | |
| 2025-09-19 | Direction X, Lane 2 | 84 | | 1.00 | | 1.00 | | 84 | | 1.00 | |
| 2025-09-19 | Day Total | 178 | | | | | | 178 | | | |
| 2025-09-20 | Direction X, Lane 1 | 95 | | 1.00 | | 1.00 | | 95 | | 1.00 | |
| 2025-09-20 | Direction X, Lane 2 | 119 | | 1.00 | | 1.00 | | 119 | | 1.00 | |
| 2025-09-20 | Day Total | 214 | | | | | | 214 | | | |
| 2025-09-21 | Direction X, Lane 1 | 7 | | 1.00 | | 1.00 | | 7 | | 1.00 | |
| 2025-09-21 | Direction X, Lane 2 | 15 | | 1.00 | | 1.00 | | 15 | | 1.00 | |
| 2025-09-21 | Day Total | 22 | | | | | | 22 | | | |
| Total | | 961 | | | | | | 961 | | | |
| Average | | 137 | | | | | | 137 | | | |

Good morning, OPP Dufferin Detachment Board Chairs,

In April 2017, the MTO announced that collision reports and information was made available to municipalities through an online channel known as ARIS (Authorized Requester Information Service). There's a one-time registration fee to municipalities of \$250. Once registered, municipalities are also able to request electronic copies of collision reports for cost recovery purposes for \$14. Electronic reports are available in PDF format.

Municipalities can also request collision data for statistical purposes. There is no additional fee for municipalities to request their own jurisdiction's collision data.

Inquiries for collision reports or statistical data can be directed to the MTO instead of the local detachment for your convenience.

For further information on how to register for ARIS, please contact the MTO at 416-246-7112, or, 1-800-769-2419 and select option 1 for assistance.

Mike

Inspector Michael Di Pasquale #11204
Commander – Dufferin County Detachment
Critical Incident Commander
Central Region
Ontario Provincial Police
Cell: [416-453-2587](tel:416-453-2587)



**GREY BRUCE OPP DETACHMENT BOARD
CONSEIL DU DÉTACHEMENT DE GREY BRUCE
DE LA POLICE PROVINCIALE**

GREY BRUCE OPP DETACHMENT
DÉTACHEMENT DE GREY BRUCE DE LA POLICE PROVINCIALE

Grey Bruce OPP Detachment Board
177964 Grey Road 18, Owen Sound, ON N4K 5N5

July 17, 2025

The Honourable Doug Ford, MPP

Premier of Ontario

Legislative Building

Queen's Park

Toronto ON M7A 1A1

Sent via email: Premier@ontario.ca

The Honourable Doug Downey

Attorney General of Ontario

c/o Ministry of the Attorney General

McMurtry-Scott Building

720 Bay Street, 11th floor

Toronto, Ontario M7A 2S9

Sent via email: Doug.Downey@ontario.ca

**Re: Appeal to the Ministry of the Solicitor General for Reinstatement of
Provincial Funding**

Dear Premier and Minister,

Please be advised that at its June 24th, 2025, Board Meeting, the Grey Bruce OPP Detachment Board passed the following resolution:

OPP2025-023

Moved By: Member Carol Reaney

Seconded By: Member Monic Singh Soares

Approved

Whereas under the former Police Services Act, 1990, municipalities received provincial grant funding to offset the costs associated with the appointment of provincial representatives to local police services boards;

And whereas the Community Safety and Policing Act, 2019 (CSPA) came into effect on April 1, 2024, consolidating multiple individual police services boards into regional OPP Detachment Boards, thereby streamlining governance across jurisdictions;

And whereas the establishment of Detachment Boards under the CSPA has resulted in a reduction in the number of provincial appointees required in OPP-policed municipalities, yielding cost savings for the Province of Ontario;

And whereas the CSPA was designed to enhance community engagement and local governance in policing, yet the withdrawal of provincial funding undermines this intent by shifting the financial burden entirely onto municipalities and local taxpayers;

And whereas during the development of both the 2024 and 2025 Board budgets, it was understood that provincial funding would be provided in support of Detachment Board operations;

And whereas it has since been confirmed that the Province will not be providing the anticipated contribution of \$6,600, a figure previously expected as part of ongoing provincial support;

Now therefore be it resolved:

1. That a formal request be submitted to the Premier of Ontario and the Ministry of the Solicitor General, respectfully requesting the reinstatement of the annual \$6,600 in funding to support the ongoing operations and governance of the Grey Bruce OPP Detachment Board; and
2. That a copy of the letter be circulated to all participating municipalities within the Detachment Board area, all Municipal Councils and Police Services Boards throughout Ontario, as well as to the Member of Parliament (MP) and Member of Provincial Parliament (MPP) for Grey Bruce—Owen Sound.

Sincerely,

Jodi Ward




Jodi Ward

Board Administrator

✉ jward@georgianbluffs.ca | ☎ 519-376-2729 ext. 601

CC: All participating municipalities within the Detachment Board area
All Ontario Municipal Councils
All Police Services Boards throughout Ontario via OAPSB distribution

Paul Vickers, MPP — Bruce-Grey-Owen Sound
Alex Ruff, MP — Bruce-Grey-Owen Sound

 www.georgianbluffs.ca |  519-376-2729 |  info@georgianbluffs.ca



**Inspectorate
of Policing**

Office of the Inspector
General of Policing

777 Bay St.
7th Floor, Suite 701
Toronto ON M5G 2C8

**Service d'inspection
des services policiers**

Bureau de l'inspecteur général
des services policiers

777, rue Bay
7^e étage, bureau 701
Toronto ON M5G

Inspector General of Policing Memorandum

TO: All Chiefs of Police and
Commissioner Thomas Carrique, C.O.M.
Chairs, Police Service Boards

FROM: Ryan Teschner, Inspector General of Policing of Ontario

DATE: **September 25, 2025**

SUBJECT: Inspector General Memo #7: Release of the Inspectorate of Policing's Risk Based Compliance and Enforcement Framework

Public trust is the cornerstone of effective policing. A strong police oversight framework grounded in transparency and accountability is essential to maintaining that trust and ensuring Ontario's police services and police service boards operate with integrity and fairness.

The IoP's Risk-Based Compliance and Enforcement Framework is Now Public

I am pleased to share the Inspectorate of Policing's (IoP) **Risk-Based Compliance and Enforcement Framework**: a strategic operating approach that combines integrated, risk-based methods with incentives to support compliance and elevate the performance of Ontario's policing entities. As you will hear me say, this Framework is the IoP's operating philosophy'. The IoP will apply this Framework and the authorities available to the Inspector General (IG) under the *Community Safety and Policing Act* (CSPA) based on ongoing assessments of risks that could impact the quality and effectiveness of policing and police governance in Ontario. Risk levels will be determined by reviewing indicators of adequate and effective policing, including signs of police service or board non-compliance or misconduct by police service board members, along with factors that may either increase or reduce those risks.

This [publicly available Framework](#) is designed to implement the mandate of the Inspector General of Policing (IG) in a manner that strengthens oversight and fosters transparency, accountability, and public confidence in policing across the province.

Early concepts from the Framework were presented as part of the IoP's session at the CSPA Summit in February 2024. Following that, the IoP engaged with stakeholders, including the Ontario Association of Chiefs of Police, the Ontario Association of Police Service Boards, and the Police Association of Ontario, to share the draft Framework and gather feedback to inform this final product. I appreciate this engagement and the contributions each of these organizations continue to make to our shared goals of making everyone in Ontario safer.

New Advisory Bulletin Concerning Board Meetings

I am also pleased to share with you the attached **IG Advisory Bulletin 2.1: Board and Committee Meetings**. This Bulletin summarizes requirements found in the CSPA for police service board meeting practices, and provides additional guidance and IG advice on how to remain compliant with those requirements by implementing certain approaches. Complying with the CSPA's board meeting requirements while this may require adjustment to long-standing past practice is an obligation all boards must embed into operations. I strongly encourage all police service boards to read and incorporate this IG advice and practice into regular board business and procedures, and ensure that your board is operating in compliance with all statutory meeting requirements. Please engage with you Police Services Advisor if you have any questions about implementation within your specific local context.

IoP Organizational Updates

I also would like to share some recent updates to the IoP team that will be relevant to you in receiving support from, and engaging with, our organization.

First, I am pleased to announce that **Morgan Terry** has taken on the newly created position of Assistant Director in the Investigations, Inspections and Liaison Branch. Demonstrating our commitment to ongoing communication and proactive engagement with the sector, Morgan will work alongside Deputy Inspector General, Joseph Maiorano, with a specific focus on the IoP's liaison, monitoring and advisory functions. In this role, Morgan will lead IoP strategy and team members to deliver advice and support to the policing sector to ensure compliance and promote continuous improvement in service delivery and governance. For clarity, Joe will continue to oversee our work on policing complaints, investigations and inspections.

Second, in support of your engagement of IoP Police Services Advisors on day-to-day issues and advice, please find attached an **updated Advisor Assignment List**. As always, you are encouraged to reach out to your Advisor should you have any questions regarding IoP communications or CSPA compliance.

We thank you for your continued dedication to excellence in police service and its governance.

Sincerely,



Ryan Teschner

Inspector General of Policing of Ontario

c: Mario Di Tommaso, O.O.M.

Deputy Solicitor General, Community Safety

RISK-BASED COMPLIANCE AND ENFORCEMENT FRAMEWORK



September 2025

1. Introduction

A strong police oversight framework, built on transparency and accountability, recognizes that public trust is essential for police to do their jobs effectively.

The Community Safety and Policing Act, 2019 (CSPA) created the role of the Inspector General of Policing (IG) as part of the broader transformation of Ontario's policing legislative framework. The role of the IG – the first of its kind in Canada – is an important ingredient to enhancing police oversight and performance in Ontario.

The Inspectorate of Policing (IoP) is an arm's-length oversight body established to meet the legislated mandate of the IG under the CSPA. On behalf of the IG, the IoP delivers a spectrum of oversight functions for the policing and police governance sector in Ontario, including compliance inspections of police services, police board member conduct inspections, monitoring and advisory services, and, where necessary, enforcement that is driven by research and data analysis.

The IoP drives improvements in policing to make everyone in Ontario safer by ensuring that the public safety sector is responsive to the diverse communities it serves. To do this, the IG's oversight mandate includes working with the following entities:

- Municipal police services and the Ontario Provincial Police (OPP);
- Chiefs of police and police service boards;
- OPP Detachment Boards;
- Special Constable Employers; and,
- First Nations (FN) police services and boards that opt-into the CSPA framework.

2. Ongoing Assessment of Risk

The application of the IoP's Compliance Model, including the range of activities and enforcement measures provided to the IG under the CSPA, will be based on a continual assessment of risk to the delivery of good policing. The IoP will determine the level of risk by assessing indicators of adequate and effective policing, including potential or existing non-compliance or board member misconduct, along with the presence of mitigating or aggravating risk factors.

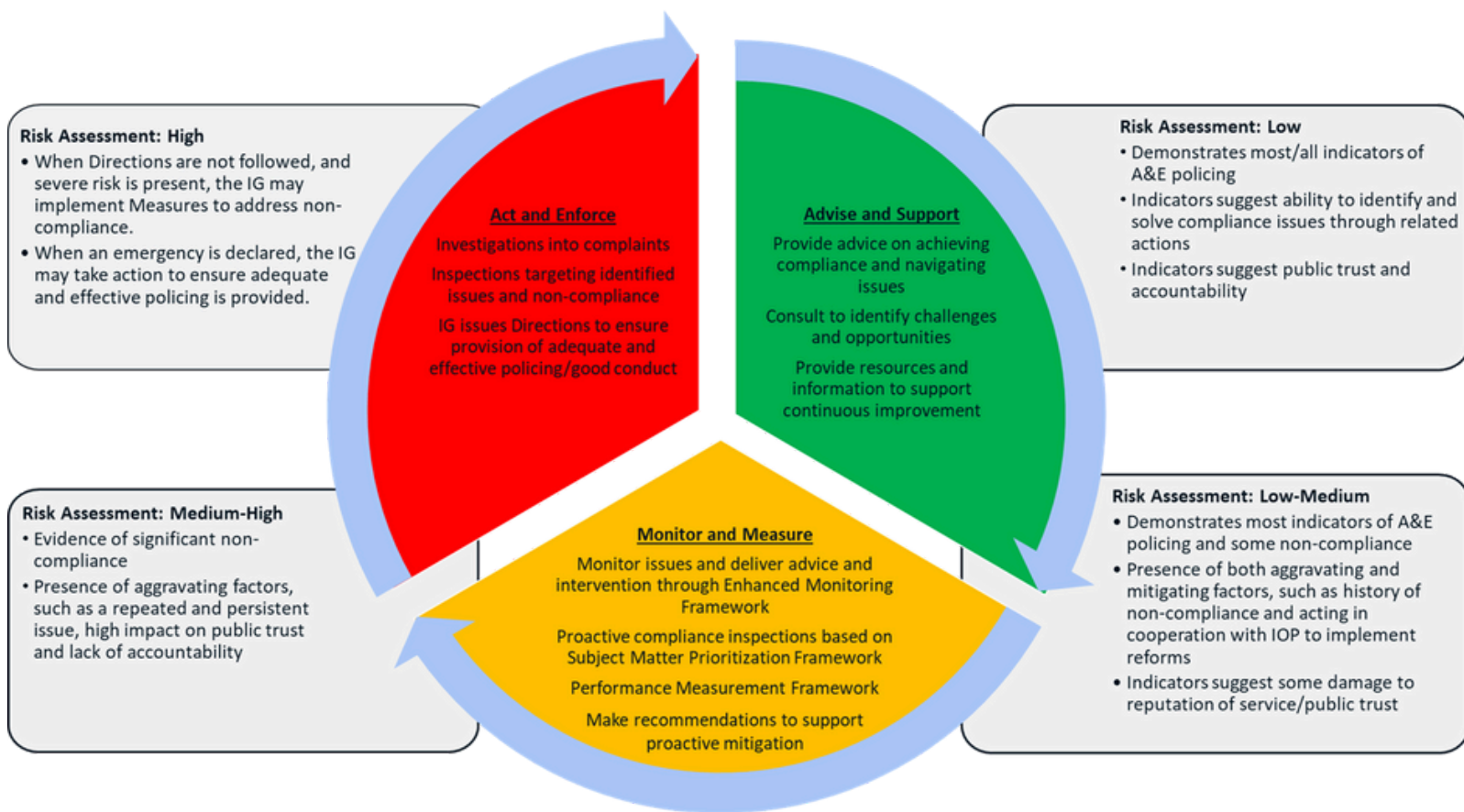
| Indicators of Adequate and Effective Policing* | Mitigating or Aggravating Risk Factors** |
|---|--|
| <ul style="list-style-type: none"> • Achievement of compliance as set out in the CSPA and its regulations • Strength of local relationships and communication, including between the Chief of Police and Police Services Board, and the Board, the Police Service and the community, among others • Allocation of resources to support adequate and effective police service delivery • Local police governance reflects understanding of the Ontario's policing framework, the role and responsibilities of the Police Services Board and compliance with the Board Member Code of Conduct • Ability to address emerging or persistent local issues impacting policing and community safety • Consideration of evolving events and issues that have broader impact on the policing sector as a whole | <ul style="list-style-type: none"> • Role of the responsible party in the misconduct or non-compliance (minor or major) • Seriousness of misconduct or non-compliance • Public interest • Impact on complainant(s) and community • Impact to public and officer safety • Previous compliance or conduct issues • Duration and frequency of issue • Damage to reputation of board and service • Intentional or unintentional • Steps already taken to address the issue(s) • Willingness to take accountability and implement reform |

*List is not exhaustive. Assessments will be case-by-case and consider all factors relevant to the situation.

**For greater clarity, all references to conduct or misconduct are in relation to police services board members.

3. Compliance and Enforcement Model

The IoP's Compliance Model contains a mix of integrated, risk-based approaches and incentives to achieve compliance and improve the performance of policing entities. The Compliance Model is applied with discretion and good judgment – applying the “right touch” to deploy the most effective options, having regard to the relevant circumstances, and based on the level of risk. The IoP will apply the Model and associated activities with consideration for all available information to drive the assessment of risk.



4. Risk-based Compliance and Enforcement Activities

The Compliance and Enforcement Model will be used to guide the application of the IG's compliance and enforcement activities according to the level of risk associated with police service and police governance delivery. When engaging in any of its oversight and regulatory activities, the IoP will always seek to improve the overall performance of the policing sector in Ontario.

4.1 Advise and Support: Low Risk

The IoP will use its statutory consulting function to continually assess local police service delivery and governance, and potential risks. When a low risk to compliance and/or performance has been identified, the IoP will support compliance and continuous improvement by providing **advice and information** designed to assist the public safety entities the IG oversees. The IoP is well-positioned to see across Ontario's policing and police governance sector, identify areas that call out for attention and identify leading practices that will assist the sector in improving compliance with the CSPA and overall performance.

The IoP engages with policing entities to identify issues, challenges and opportunities to improve compliance with the CSPA, and overall police performance. We communicate directly with police leaders **on emerging or persisting issues** to identify areas for IoP support and promote collaboration on solutions – including solutions that may be relevant across Ontario's policing sector.

The IoP conducts **research and analysis to provide insight on issues, challenges and opportunities** to improve compliance and overall police and police governance performance. The **IoP will serve as a 'Centre of Excellence'** to proactively support learning and continuous improvement in the sector, distilling and sharing insights and advice gleaned through our monitoring, inspection findings, research and analysis. We will support understanding of our work, key issues in policing, policing performance and leading practices by publishing information and resources

4.2 Monitor and Measure: Low-Medium Risk

Routine monitoring of public safety entities ensures identification of issues that may require closer examination by the IoP, such as evolving local demands on policing, potential non-compliance, or leadership and governance issues. **Monitoring** may include maintaining awareness of local efforts to address known issues, or tracking wider issues that require more oversight and engagement from the IoP or other partners. This may include identifying matters for an inspection, with priority given to compliance issues and actionable outcomes that will have the greatest impact on improving public safety and policing performance.

The IoP may assess compliance and performance at a specific point in time, or, on a regular basis through **inspections and data analysis**. Inspections are a critical tool not only to verify that legal requirements are being met, but also to highlight local promising and/or innovative practices that may be adopted on a larger scale to support continuous service improvements across the province. Inspections may include document review and research, data collection and analysis, or interactive, onsite assessments, or a combination of these methods.

Our **Policing Performance Measurement Framework*** (PPMF) will power our intelligence-led approach to identifying current and emerging trends and generate real insights – for the public and the policing sector – as to what drives and hinders effective police performance and governance, and highlights leading practices to promote continuous improvement. The PPMF will enable the IoP to identify poor performance or specific activity categories that warrant improvement or further inspection. Through this proactive approach, the IoP will be able to see where support or intervention may help to address issues early, before they escalate into matters of non-compliance.

When IoP monitoring and measurement activities identify performance issues or potential non-compliance or misconduct, additional compliance activities may be undertaken.

4.3 Act and Enforce: Medium-High Risk and High Risk

a) Medium-High Risk

The IoP ensures compliance and the delivery of adequate and effective policing by taking **enforcement actions** to address policing complaints and issues identified by the IoP. In this part of the Model, the focus of the IoP's compliance activities is on **direct intervention to address the identified issues and the application of a range of enforcement options** to compel compliance, improve performance and enhance public confidence.

When the IoP receives a policing complaint that falls within its mandate, there is a legal duty to deal with the complaint, and to keep the complainant informed of the status and the outcome. Depending on the nature and seriousness of the complaint, the IoP may:

- Refer a matter back to the applicable Board or Chief of Police, if the complaint is about local policies or procedures, and require reporting to the IG on steps taken in response to the complaint;
- Conduct an inspection in response to concerns about service delivery or failure of an entity to comply with the CSPA and its regulations, other than officer misconduct; or,
- Conduct an investigation, including in response to allegations about board member misconduct.

* As of the publication date, development of the Policing Performance Measurement Framework is ongoing.

If non-compliance with the requirements set out in the CSPA, or significant risk to the delivery of adequate and effective policing in accordance with the standards set out in the regulations is found to exist, **the IG may consider the application of additional compliance efforts, or issue written and legally-binding Directions** to prevent or remedy the issue. Directions issued will be tailored to the circumstances and proportionate to risk, and further previous IoP efforts to resolve issues.

For example, if a complaint were received concerning a police service's response to a 911 call, and the resulting inspection found non-compliance with regulatory requirements for police communications and dispatch, the IG could issue Directions to the police service to ensure corrective action and monitor to ensure implementation.

b) High Risk

In very serious situations, where the IG believes that adequate and effective policing is not being provided in an area, or that an emergency exists, **the IG request a police service board or require the Commissioner of the Ontario Provincial Police to provide policing in that area.**

Additionally, if Directions made by the IG to address identified non-compliance following an inspection or investigation are not complied with, **the IG may impose legally-binding Measures, including:**

- Suspending or removing a chief of police, one or more members of a police services board, or the whole board;
- Appointing an administrator to a police service; or,
- Dissolving a police services board or disbanding a police service.

The imposition of Measures by the IG is discretionary, and is determined on a case-by-case basis, having regard to the following **objectives:**

- The public interest in receiving adequate and effective policing;
- Remedying or preventing further non-compliance or misconduct by removing the responsible individual(s) from their position(s);
- Measures are similar to those imposed on similar entities or individuals for similar infractions committed in similar circumstances; and,
- All available Measures that are reasonable in the circumstances should be considered.

Any decision to use the legally-binding authorities in the CSPA is grounded in the principles of **procedural fairness**, and be based on:

- Ensuring that policing laws and standards are complied with;
- Policing entities and professionals are performing according to the standards set out in the CSPA; and,

- The public interest in addressing a matter so as to enhance public confidence in Ontario's policing system.

In support of **transparency, accountability and public confidence** in the work of the IoP, the IG is required to **publicly report** on investigation and inspection findings, as well as Directions and Measures.

5. Conclusion

Police service delivery and governance throughout Ontario is monitored and assessed by the IoP using a multi-faceted, risk-driven approach, ensuring that the duties and authorities of the IG are applied at the right time and for the right amount of time, in the right place(s), and in the right way.

The IoP's focus remains on supporting the best possible policing in Ontario communities by ensuring policing providers operate in compliance with legislated requirements and continuously and sustainably improve their performance. The IoP does its work in a balanced and transparent manner, to enhance the confidence of the public and the policing sector in what we do, and how we do it.

POLICE SERVICES ADVISORS – BOARD & POLICE SERVICE ASSIGNMENTS

POLICE SERVICES LIAISON UNIT, INSPECTORATE OF POLICING

Zones are OAPSB and OACP consistent. Municipal board names are as recorded by the Public Appointments Secretariat, except for regional municipalities, which have been modified for consistency. Boards responsible for multiple municipalities (excluding upper-tier boards) are indicated as “joint”. Police service names significantly different from the board are listed with the board. There are currently **43** municipal boards in Ontario.

Municipal Boards & Police Services – CSPA Part IV

| ZONES 1/1A | ZONE 2 | ZONE 3 | ZONE 4 | ZONE 5 | ZONE 6 |
|--|--|---|--|---|---|
| Tom Gervais (416) 432-5645 tom.gervais@ontario.ca <i>B/U Ron LeClair</i> | Graham Wight (416) 817-1347 graham.wight@ontario.ca <i>B/U Ryan Berrigan</i> | Ryan Berrigan (416) 315-2483 ryan.berrigan@ontario.ca <i>B/U Graham Wight</i> | David Tilley (647) 224-9370 david.tilley@ontario.ca <i>B/U Hank Zehr</i> | Hank Zehr (437) 777-9605 hank.zehr@ontario.ca <i>B/U David Tilley</i> | Ron LeClair (226) 280-0166 ronald.leclair@ontario.ca <i>B/U Tom Gervais</i> |
| Greater Sudbury | Belleville | Barrie | Brantford | Guelph | Aylmer |
| North Bay | Brockville | Bradford West Gwillimbury & Innisfil (joint) - <i>South Simcoe</i> | Halton Regional | Hanover | Chatham-Kent |
| Sault Ste. Marie | Cornwall | Cobourg | Hamilton | Owen Sound | LaSalle |
| Thunder Bay | Deep River | Durham Regional ¹ | Niagara Regional | Saugeen Shores | London |
| Timmins | Gananoque | Kawartha Lakes | Woodstock | Stratford | Sarnia |
| | Kingston | Peel Regional ² | | Waterloo Regional | St. Thomas |
| | Ottawa | Peterborough | | West Grey | Strathroy-Caradoc |
| | Smiths Falls | Port Hope | | | Windsor ^{1,2} |
| | | Toronto ^{3,4} | | | |
| | | York Regional | | | |
| | | ¹ Tom Gervais B/U | | | ¹ Hank Zehr Primary |
| | | ² Hank Zehr Primary | | | ² David Tilley B/U |
| | | ³ Tom Gervais Primary | | | |
| | | ⁴ David Tilley B/U | | | |
| | | | | | |
| 5 | 8 | 10 | 5 | 7 | 8 |
| | | | | | Total 43 |

OPP Detachment Boards - CSPA s.67

| ZONES 1/1A | ZONE 2 | ZONE 3 | ZONE 4 | ZONE 5 | ZONE 6 |
|--------------------|-----------------------------------|------------------------|---------------|---------------|-----------------|
| Almaguin Highlands | Central Hastings | Bancroft | Brant County | Dufferin 1 | Elgin |
| Dryden 1 | Frontenac | Collingwood 1 | Haldimand | Dufferin 2 | Essex County 1 |
| Dryden 2 | Grenville 1 | Collingwood 2 | Norfolk | Dufferin 3 | Essex County 2 |
| Dryden 3 | Grenville 2 | Bracebridge | Oxford 1 | Dufferin 4 | Lambton 1 |
| East Algoma 1 | Hawkesbury | City of Kawartha Lakes | Oxford 2 | Grey Bruce | Lambton 2 |
| East Algoma 2 | Killaloe | Haliburton County | Oxford 3 | Huron | Middlesex |
| East Algoma 3 | Lanark County | Huntsville | | Huron West | |
| Greenstone | Leeds County | Northumberland | | Perth County | |
| James Bay 1 | Lennox & Addington 1 | Nottawasaga | | South Bruce | |
| James Bay 2 | Lennox & Addington 2 | Orillia | | Wellington | |
| James Bay 3 | Prince Edward County | Peterborough | | | |
| Kenora 1 | Quinte West | South Georgian Bay | | | |
| Kenora 2 | Renfrew | | | | |
| Kirkland Lake | Russel County | | | | |
| Manitoulin 1 | Stormont, Dundas and Glengarry | | | | |
| Manitoulin 2 | Upper Ottawa Valley 1 | | | | |
| Marathon | Upper Ottawa Valley 2 | | | | |
| Nipigon 1 | Upper Ottawa Valley 3 | | | | |
| Nipigon 2 | | | | | |
| Nipissing West 1 | | | | | |
| Nipissing West 2 | | | | | |
| North Bay 1 | | | | | |
| North Bay 2 | | | | | |
| North Bay 3 | | | | | |
| Rainy River 1 | | | | | |
| Rainy River 2 | | | | | |
| Red Lake | | | | | |
| Sault Ste. Marie | | | | | |
| Sioux Lookout | | | | | |
| South Porcupine | | | | | |
| Superior East | | | | | |
| Temiskaming 1 | | | | | |
| Temiskaming 2 | | | | | |
| Temiskaming 3 | | | | | |
| Thunder Bay | | | | | |
| West Parry Sound | | | | | |
| | | | | | |
| 36 | 18 | 12 | 6 | 10 | 6 |
| | | | | | Total 88 |

Inspector General Advisory Bulletin



Advisory Bulletin 2.1: Board and Committee Meetings

Date of issue: September 25, 2025

What you need to know

Police service boards and OPP detachment boards conduct their business and make deliberations, considerations, and decisions in meetings. The *Community Safety and Policing Act* (CSPA) sets out requirements for meetings held by boards and their committees, and establishes a modern approach premised on public transparency of board business as the 'rule,' with requirements for a board to publicly explain when meetings are closed to the public.

"Meeting" Definition

The CSPA does not define "meeting" for determining when compliance with meeting requirements is necessary. Using subsection 238(1) of the *Municipal Act* for guidance, boards should consider a meeting to be any regular, special, or other gathering of a board or committee where:

- a quorum of members is present, and
- members discuss or otherwise deal with any matter in a way that materially advances the business or decision-making of the board or committee.

Social or informal gatherings of board members would not be board meetings unless the two-part test described is met. Board members should be vigilant when a quorum is present at gatherings to avoid holding unintended meetings.

Meeting Notice – CSPA subsections 43(5)-(7)

Boards and committees must publish notice of meetings that are open to the public on the Internet. The notice must:

- be published at least seven days before the meeting, except in extraordinary circumstances (CSPA subsection 43(5)-(6)); and,
- include the proposed agenda and either the record of the most recent public meeting or information on how the public can access that record (CSPA subsection 43(7)).

Electronic meeting notices must include specific information about how to access the meeting.¹

Transparency and Open Meetings – CSPA subsection 43(3)

Meetings conducted by boards and their committees must be open to the public subject to decisions to close meetings or parts of meetings when permitted by subsection 44(2).

The purpose of the CSPA open meeting rule is to increase the open and transparent exercise of board authority and discharge of duties so as to enhance public confidence in the operation and integrity of boards, and by extension the policing they oversee.

Boards and committees should consider public access when deciding on meeting locations. Holding a “public” meeting within a secure police facility or at a non-published location may not always meet the test of “open to the public”². In addition, the use of electronic meetings presents additional challenges to ensure meetings are publicly open.

Closed Meetings – CSPA subsections 44(2)-(6)

Boards and committees may (not must) close meetings to the public if the subject matter being considered is:

- the security of the property of the board;
- personal matters about an identifiable individual, including members of the police service or any other employees of the board;
- information that section 8 of the *Municipal Freedom of Information and Protection of Privacy Act* would authorize a refusal to disclose if it were contained in a record (a “law enforcement” matter);
- a proposed or pending acquisition or disposition of land by the board;
- labour relations or employee negotiations;
- litigation or potential litigation affecting the board, including matters before administrative tribunals;
- advice that would be inadmissible in a court by reason of any privilege under the law of evidence, including communications necessary for that purpose;
- information explicitly supplied in confidence to the board by Canada, a province or territory or a Crown agency of any of them, a municipality or a First Nation;
- a trade secret or scientific, technical, commercial, financial or labour relations information, supplied in confidence to the board, which, if disclosed, could reasonably be expected to prejudice significantly the competitive position or interfere significantly with the contractual or other negotiations of a person, group of persons, or organization;
- a trade secret or scientific, technical, commercial or financial information that belongs to the board and has monetary value or potential monetary value;

¹ [Ombudsman Investigation Report Municipality of West Elgin December 2024](#)

² [Ombudsman Investigation Report Township of Woolwich June 2015](#)

- a position, plan, procedure, criteria or instruction to be applied to any negotiations carried on or to be carried on by or on behalf of the board; or,
- an ongoing investigation respecting the board.

Boards should note the discretionary nature of decisions to exclude the public when considering the above subjects. When making these decisions, boards and committees should balance the principles of transparency and public interest against the potential harm of disclosure.

Meetings must be closed to the public by police service boards and their committees if the subject matter being considered is a request under the *Municipal Freedom of Information and Protection of Privacy Act* (CSPA subsection.44(3)).

Board and committee meetings may also be closed to the public if held for the purpose of educating or training members and the business or decision-making of the board is not materially advanced in the meeting (CSPA subsection.44(6)).

The CSPA open and closed meeting rules for boards and committees very closely follow, with some modifications, the rules for municipal councils, committees, and local boards under Ontario's *Municipal Act*. The Ontario Ombudsman has been examining open meeting matters under that Act since 2008 and has published guidance that the loP believes will assist police service boards, OPP detachment boards and their committees when making decisions on the CSPA open and closed meeting rules and practices. The Ontario Ombudsman guidance document is available here: [Open Meetings - Guide for Municipalities | Ombudsman Ontario](#)

Agenda Considerations – CSPA subsection 44(1)

Before holding a meeting, boards and committees must consider whether to close the meeting or part of the meeting having regard to subsections 44(2)-(3) of the CSPA, referenced above, which list subjects that either permit or require the exclusion of the public.

Resolution Closing Meeting – CSPA subsection 44(1)

If a board or committee decides to exclude the public, they must state by resolution the fact the board is holding a closed meeting, and the general nature of the matter to be considered. In addition, if the public is excluded from a meeting held for educating or training board or committee members, the resolution must specifically state that the meeting is closed under subsection 44(6).

In addition to the CSPA requirement for educational and training meetings, the loP recommends that closed meeting resolutions cite the specific CSPA authority for excluding the public in all instances. The loP further recommends that resolutions have sufficient detail of the closed matter to assure the public that the power to close the meeting is being responsibly exercised. Finally, to support transparency, the required resolution must be made in a meeting or part of a meeting that is open to the public.

Board Delegation and Committees – CSPA subsections 42(1)-(4)

Boards may delegate any of their powers to a committee established by by-law of the board. The by-law may govern the name, powers, duties, and quorums of the committee. The by-law should also govern the composition of the committee and member appointment process.

Committees must be composed of at least two members of the board, except if the only delegated power is bargaining under Part XIII of the CSPA. A bargaining committee can be composed of one board member. Additional non-board members may be appointed to the committee as long as a majority of the committee is composed of members of the board.

Quorum – CSPA subsection 43(2)

Boards and committees must have a quorum present to hold a meeting to conduct business and make decisions. Quorum is a majority of the members of the board.

Vacancies on a board do not reduce meeting quorum requirements. For example, quorum for a five-member board with two vacancies remains at three members.

Board members are not counted towards quorum if they are prohibited from exercising the powers or performing the duties of their position because mandatory training has not been completed (CSPA subsections 35(2)-(5)).

Board members may become subject to Inspector General investigations into their conduct and directed to decline to exercise their powers or perform their duties as a member of the board pursuant to CSPA subsection 122(1). Board members who have received this direction are not counted towards quorum. If the board cannot constitute quorum as a result, the Inspector General may appoint additional members to act in their place for the duration of the investigation.

Quorum for committees is determined by boards through their by-law establishing the committee (CSPA subsection 42(2)).

Meeting Frequency – CSPA subsection 43(1)

Boards must hold at least four meetings each year. Holding meetings exceeding this minimum and the period between meetings are discretionary decisions for boards. These decisions should be based on the governance obligations and statutory responsibilities arising from the size and complexity of the governed police service or OPP detachment, and the needs of the area under the board's jurisdiction.

Record of Meeting – CSPA subsection 43(4)

Boards must record all resolutions, decisions, and other proceedings at all meetings, whether open to the public or not. The record must not include additional notes or comments by the recorder.

The IoP recommends boards, when establishing committees, include this recording requirement as a duty of the committee in the governing by-law.

What you need to do*Meeting Practice Examination and Potential Changes to Practice*

Boards should examine their meeting practices, particularly regarding holding closed meetings, in consideration of the transition from long-standing *Police Services Act* requirements to those newly established by the CSPA. Where needed, adjustments should be made to come into compliance.

Boards should have any changes in meeting practices reflected in their established rules and procedures (CSPA section 46).

The new requirement for a resolution to close meetings will require some boards to change their existing practice of holding two distinct consecutive meetings – open and closed – with the closed meeting entirely excluding the public. Through its monitoring function, the IoP has observed that boards who have successfully transitioned meeting practices to the new requirements have adopted one of two options, both of which are CSPA-compliant:

- Two distinct consecutive meetings: Open meeting is entirely public and ends with adjournment. The closed meeting starts with an open part for routine administrative matters (opening statements, declarations of interest) followed by a resolution compliant with CSPA subsection 44(1). The closed portion ends with a resolution to return to public. The closed meeting ends in public with adjournment.
- A single meeting that is partly open and partly closed: The open part is closed by resolution compliant with CSPA subsection 44(1). The closed portion ends by resolution to return to the open meeting. The meeting continues in public until adjournment.

Emergency and Special Meetings

A board may be required to hold an emergency or special meeting outside of its regularly scheduled meetings. IoP Advisors have the authority to enter board meetings for compliance monitoring, including those closed to the public, pursuant to CSPA subsection 115(7). Boards should **notify their assigned Police Services Advisor for all emergency and special meetings whether open to the public or closed so the IoP is**

aware and the Advisor can determine whether attendance is necessary in the circumstances.

What we will do

The IoP's Police Services Advisors support the Inspector General's statutory monitoring and advisory duties under the CSPA. Advisors are available to provide advice on board compliance with the CSPA meeting requirements, including suggested application of leading practices and referrals to boards that have established good practices.

Note: Advisory Bulletins are the IG's advice provided pursuant CSPA subsection 102(4) and are intended as a resource for the sector by offering the IG's general interpretation of various provisions of the CPSA. Advisory Bulletins are not legally binding, and they do not purport to address all possible factual scenarios or circumstances. As such, you may wish to consult with legal counsel to determine how this general guidance should be applied in your own local context and to navigate specific situations.

Strategic Policy Division
Office of the Assistant Deputy Minister

Division des politiques stratégiques
Bureau du sous-ministre adjoint

25 Grosvenor Street, 9th Floor
Toronto ON M7A 1Y6

25, rue Grosvenor, 9^e étage
Toronto ON M7A 1Y6

DATE: November 19, 2025

MEMORANDUM TO: Chiefs and Leaders

FROM: Melissa Kittmer
Assistant Deputy Minister, Strategic Policy Division

SUBJECT: Update to Ontario Regulation 416/23: Oaths and Affirmations under the *Community Safety and Policing Act, 2019* (CSPA)

I am writing to share an important update regarding **Ontario Regulation 416/23: Oaths and Affirmations** under the *Community Safety and Policing Act, 2019* (CSPA), which applies to members of police service boards, O.P.P. detachment boards, and First Nation O.P.P. boards.

Following a public posting on the Ontario Regulatory Registry from June 30 to August 14, 2025, the regulation has been amended to update the wording of the oath/affirmation for board members. Members will now swear to discharge their duties “according to law and any rules, procedures and by-laws of the board,” aligning the wording with other provisions of the CSPA.

The updated oath is as follows:

“I solemnly swear (affirm) that I will uphold the Constitution of Canada, which recognizes and affirms Aboriginal and treaty rights of Indigenous peoples, and that I will, to the best of my ability, discharge my duties as a member of the (insert name of police service board, OPP detachment board, or First Nation OPP board as applicable) faithfully, impartially and according to law and any rules, procedures and by-laws of the board. So help me God. (Omit this line in an affirmation.)”

This amendment is effective as of **October 31, 2025**.

Please note: As of this date, all new board members who have not yet taken their oath or affirmation of office are required to take the updated oath before exercising their powers or performing the duties of a member of the board. Current members who have already taken their oath are not affected.

If you or your administrative staff require additional information, please contact **Nicole Rogers**, Manager, Community Safety Policy Unit, at nicole.rogers@ontario.ca.
Thank you for your ongoing leadership and partnership in advancing community safety.

Best regards,



Melissa Kittmer
Assistant Deputy Minister
Strategic Policy Division
Ministry of the Solicitor General

CC: Sheela Subramanian, Director, Community Safety and Intergovernmental Policy
Branch
Nicole Rogers, Manager, Community Safety Policy Unit

Solicitor General

Office of the Solicitor General

25 Grosvenor Street, 18th Floor
Toronto ON M7A 1Y6
Tel: 416 326-5000
Toll Free: 1 866 517-0571
Minister.SOLGEN@ontario.ca

Solliciteur général

Bureau du solliciteur général

25, rue Grosvenor, 18^e étage
Toronto ON M7A 1Y6
Tél. : 416 326-5000
Sans frais : 1 866 517-0571
Minister.SOLGEN@ontario.ca



132-2025-4814

By email

December 11, 2025

To Chiefs of Police, Chairs of Police Service Boards and OPP Detachment Boards:

As we approach this upcoming holiday season, many communities across the province will be gathering in important community settings to celebrate together. Many of these same communities have been impacted by hate crimes over the past few years and sadly, we have witnessed special holidays that have been marked by incidents of hate.

As part of my duties under section 3 of the [Community Safety and Policing Act, 2019](#) (CSPA) to advise police services, police service boards and OPP detachment boards, the purpose of this letter is to share information about public safety initiatives undertaken by the Ministry of the Solicitor General to address a key priority: **combatting and preventing hate-motivated crimes through dedicated enforcement and investments.**

Preventing and addressing alleged hate crimes should continue to be a priority for law enforcement. This includes planning for and responding to incidents related to disturbances, violence, mischief, harassment, intimidation and other behaviours which appear to be motivated by hate. The government takes this issue very seriously and is committed to building an Ontario where everyone belongs and feels safe to contribute to our shared success.

The ministry offers several grant programs that are primarily available to police services and boards, in collaboration with partners such as First Nations, as well as municipal and community organizations, to undertake initiatives focused on community safety and well-being, including addressing hate-motivated crime.

This includes the **Hate Crimes and Extremism Investigative Team (HCEIT) Grant program**, which supports a network of 19 municipal police services, as well as the Parliamentary Protective Services in Ottawa and the Ontario Provincial Police (OPP) that provides specialized investigative support to police services in Ontario on matters involving hate propaganda, the promotion of genocide, hate crimes and criminal extremism. Recently, the ministry increased the HCEIT allocation to \$1.25 million in 2025-26, which will improve HCEIT's capacity to investigate and enforce, enhance partnerships, increase capacity for collaboration to develop local community safety and well-being initiatives and reduce crime across Ontario.

.../2

Additionally, the Ontario government is investing more than \$2 million over two years through the **Safer and Vital Communities (SVC) Grant** to help communities combat hate crime. The funding is supporting 15 community-based organizations, in collaboration with their police partners, to implement local projects that tackle discrimination, foster greater inclusiveness and address the increase of hate crime in Ontario.

And lastly, the **Community Safety and Policing (CSP) Grant** provides eligible police services/boards and municipalities policed by the OPP with flexibility to implement initiatives that address policing needs and priority risks related to safety and well-being. Under the current 2025-26 CSP Grant cycle, the ministry is allocating approximately \$91.2 million across two funding streams:

- Under the Local Priorities Funding Stream of the grant program, approximately \$74.8 million is being allocated to help police services/boards address priority issues identified in their communities, which can include hate crimes. Under this stream, the government is investing approximately \$1.2 million towards three projects that address hate-motivated crime.
- Under the Provincial Priorities Funding Stream, approximately \$16.4 million is being allocated to address province-wide priorities, which include gun and gang violence, sexual violence and harassment, human trafficking, mental health and addictions, housing and homelessness, commercial/retail theft and hate-motivated crime (priorities may differ each grant cycle). Under this stream, the government is investing approximately \$2.2 million towards four projects that address hate-motivated crime.

The Ontario Police College (OPC) delivers a Hate Crime Investigator course designed to assist police in advancing their knowledge and ability to respond effectively to hate-motivated crime, hate-motivated incidents and violent extremism. The OPC also delivers hate crime training to recruits through the Basic Constable Training program. The goal of the training is to ensure that new police officers have the skills, knowledge and attitudes to effectively respond to victims of hate crimes in a trauma-informed manner while acknowledging potential vulnerable groups and their own implicit biases.

Additionally, in partnership with the Ministry of the Attorney General, the OPC released online educational training for all police officers entitled “The Complexities of Hate: A Primer for Law Enforcement”, which is designed to help learners understand what hate is from a legal perspective and to respond to these incidents and offences in a way that recognizes the varying nuances of trauma for individuals and communities who have experienced hate.

To assist police services, the Ministry of the Solicitor General is currently reviewing and updating over 80 guidelines on topics such as Intimate Partner Violence, Hate Crimes and Vehicle Theft from the former Policing Standards Manual as part of developing a new Policing Guidance Manual to ensure that ministry guidance to police services is in alignment with the requirements under the CSPA, as well as the current and emerging policing needs of communities in Ontario. As part of this process, the ministry has been engaging with various subject matter experts and policing stakeholders such as the Ontario Association of Police Service Boards, Indigenous Police Chiefs of Ontario, Ontario Association of Chiefs of Police and the Police Association of Ontario. Once each guideline has been finalized, they will be shared through All Chiefs Memos.

Thank you for your continued leadership and commitment to protecting our communities. Your work and dedication are important in advancing shared priorities and strengthening public safety across Ontario.

Sincerely,

A handwritten signature in blue ink, appearing to read "Michael S. Kerzner", with a long, sweeping horizontal line extending to the right.

The Honourable Michael S. Kerzner
Solicitor General

c: Mario Di Tommaso, O.O.M.
Deputy Solicitor General, Community Safety

Crewson Insurance Brokers

Serving Our Community Since 1985

110 Adeline Street
Shelburne, ON L9V 3J8
Tel: (519) 925-3145 Fax: (519) 925-0967

INVOICE

To: Corporation of the Township of Mulmur
758070 2nd Line East
Mulmur ON L9V 0G8

Invoice Number: 101045
Invoice Date: September 30, 2025

SHE TOWM10 NH NH

| Company Name | Policy Number | From | Term | To |
|--------------------------|---------------|------------------|------|------------------|
| Intact Insurance Company | CP84156 | October 11, 2025 | | October 11, 2026 |

| Transaction | Due | Description | PST | Tax Amount | Amount |
|-------------|------------------|----------------|------|------------|------------|
| Renewal | October 11, 2025 | renewal policy | 8.00 | \$296.96 | \$3,712.00 |

Sales Tax \$296.96

Transaction Amount: \$4,008.96

Total Customer Balance: \$4,008.96

Renewal - Dufferin O.P.P. Detachment Board 4

Thank you for the privilege of issuing this insurance for your protection. It is in force from effective date and this premium has been charged to your account.
Please read the documents and let us know if explanations or changes are required. NOTE: 2% PER MONTH MAY BE CHARGED ON OVERDUE ACCOUNTS \$5.00
SERVICE CHARGE WILL BE CHARGED ON NSF CHEQUES

Customer Original

Crewson Insurance Brokers

Tel: (519) 925-3145
Fax: (519) 925-0967

INVOICE

Paid Date: _____

From:
Corporation of the Township of Mulmur
758070 2nd Line East,
Mulmur ON L9V 0G8

Return to:
Crewson Insurance Brokers
110 Adeline Street
Shelburne, ON L9V 3J8

| | |
|-----------------|--------------------|
| Customer Code: | SHE TOWM10 |
| Invoice Number: | 101045 |
| Invoice Date: | September 30, 2025 |
| Due Date: | October 11, 2025 |
| Policy Number: | CP84156 |
| Amount Due: | \$ 4,008.96 |

Return this portion with your payment



**Dufferin Ontario Provincial Police
Detachment Board- Melancthon Township,
Town of Mono, Mulmur Township
Q3 2025**

Detachment Commander's Report

OPP Vision:

Safe Communities . . . A Secure Ontario.

Our Mission:

To serve our province by protecting its citizens, upholding the law and preserving public safety.

OPP Strategic Objectives:

People – A healthy and resilient OPP.

We will strive to support all members in achieving their professional and personal best.

Work – A responsive and evolving OPP.

We will empower our members to ensure the best possible policing services are delivered to Ontarians.

Communities – A collaborative and progressive OPP.

We will partner and build relationships with a shared vision for safety and well-being.

Our Values:

Serving with PRIDE, PROFESSIONALISM and HONOUR.

Interacting with RESPECT, COMPASSION and FAIRNESS.

Leading with INTEGRITY, HONESTY and COURAGE.



**Dufferin Ontario Provincial Police
Detachment Board- Melancthon Township,
Town of Mono, Mulmur Township
Q3 2025**

"Always doing the right things for the right reasons"

OPP Detachment Board Report
Report Information Page

Report Data Source Information:

Data Sources Utilized

- Niche RMS – CTSB Data Feed
- Collision Reporting System (eCRS)
- POIB File Manager
- Daily Activity Reporting System

Niche RMS

RMS data presented in this report is dynamic in nature and any numbers may change over time as the OPP continue to investigate and solve crime.

The following report tabs acquire their data from the OPP Niche RMS – CTSB Data Feed

- Complaints (Public Complaints Section Only)
- Charges
- Warnings
- Violent Crime
- Property Crime
- Drug Crime
- Clearance Rate
- Unfounded
- Other Crime
- Youth Charges
- MHA – Mental Health Act
- Overdose
- Victim Services

Collision Reporting System (eCRS)

Traffic related data for Collisions and Fatalities are collected from the OPP eCRS application.

The following report tabs acquire their data from the OPP eCRS (Collision Reporting System)

- Collisions
- Fatalities

DAR (Daily Activity Reporting)

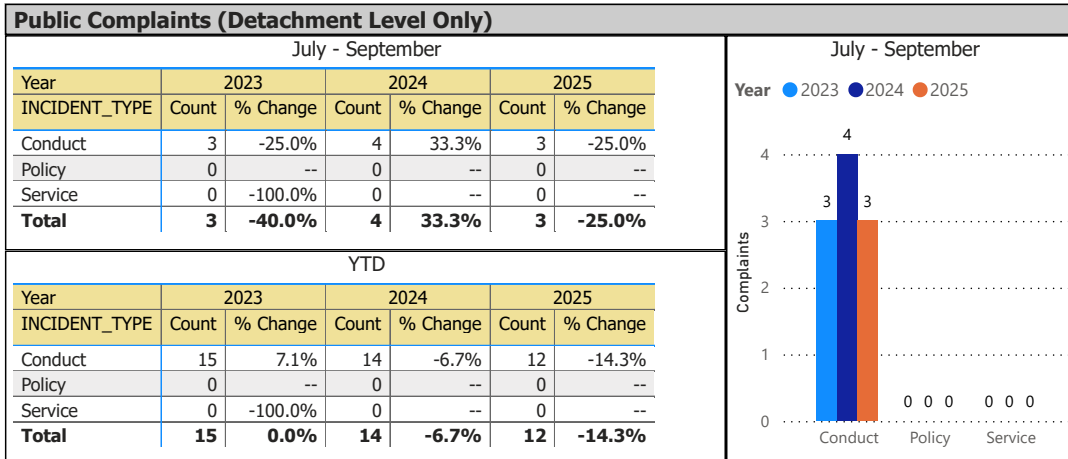
Patrol hours are collected from the OPP DAR application.

The following report tabs acquire their data from the OPP DAR (Daily Activity Reporting)

- Complaints (Patrol Hours Section Only)



OPP Detachment Board Report Records Management System July - September 2025



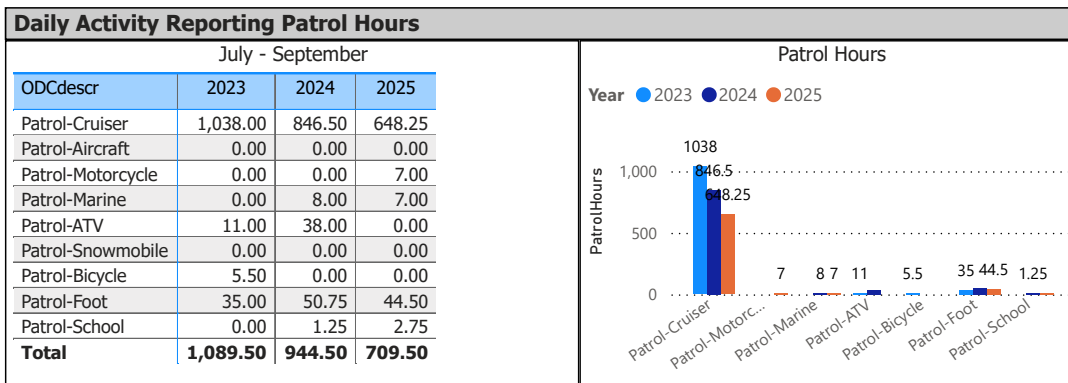
Data source: RMS Data Feed

Ontario Provincial Police, Professional Standards Bureau Commander Reports - File Manager System

Data source date:

13-Nov-2025

Daily Activity Reporting



Data source (Daily Activity Reporting System) date:

13-Nov-2025

Detachment: 1N - DUFFERIN

Location code(s): 1N00 - DUFFERIN

Data source date:

13-Nov-2025

Report Generated on:

13-Nov-2025 3:20:37 PM



OPP Detachment Board Report Records Management System July - September 2025

Criminal Code and Provincial Statute Charges Laid

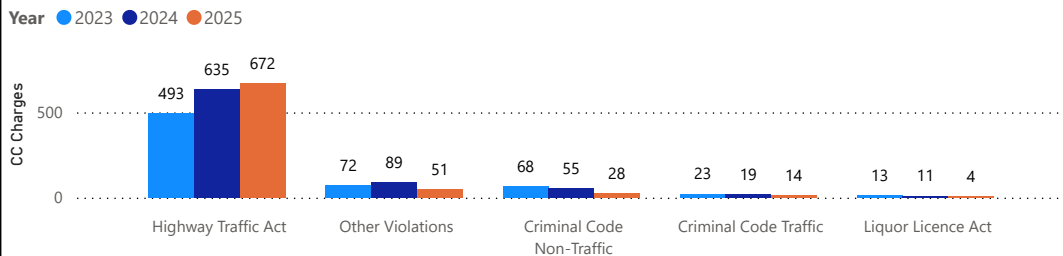
July - September

| Year | 2023 | | 2024 | | 2025 | |
|---------------------------|---------------|--------------|---------------|--------------|---------------|--------------|
| ChargeCategory1 | Offence Count | % Change | Offence Count | % Change | Offence Count | % Change |
| Criminal Code Non-Traffic | 68 | 38.8% | 55 | -19.1% | 28 | -49.1% |
| Criminal Code Traffic | 23 | 35.3% | 19 | -17.4% | 14 | -26.3% |
| Highway Traffic Act | 493 | -10.7% | 635 | 28.8% | 672 | 5.8% |
| Liquor Licence Act | 13 | 85.7% | 11 | -15.4% | 4 | -63.6% |
| Other Violations | 72 | 41.2% | 89 | 23.6% | 51 | -42.7% |
| Total | 669 | -1.0% | 809 | 20.9% | 769 | -4.9% |

YTD

| Year | 2023 | | 2024 | | 2025 | |
|---------------------------|---------------|---------------|---------------|--------------|---------------|---------------|
| ChargeCategory1 | Offence Count | % Change | Offence Count | % Change | Offence Count | % Change |
| Criminal Code Non-Traffic | 128 | -36.3% | 153 | 19.5% | 154 | 0.7% |
| Criminal Code Traffic | 50 | -9.1% | 39 | -22.0% | 47 | 20.5% |
| Highway Traffic Act | 1,359 | -14.8% | 1,775 | 30.6% | 1,467 | -17.4% |
| Liquor Licence Act | 19 | 11.8% | 22 | 15.8% | 19 | -13.6% |
| Other Violations | 157 | -2.5% | 222 | 41.4% | 131 | -41.0% |
| Total | 1,713 | -15.6% | 2,211 | 29.1% | 1,818 | -17.8% |

July - September



Traffic Related Charges

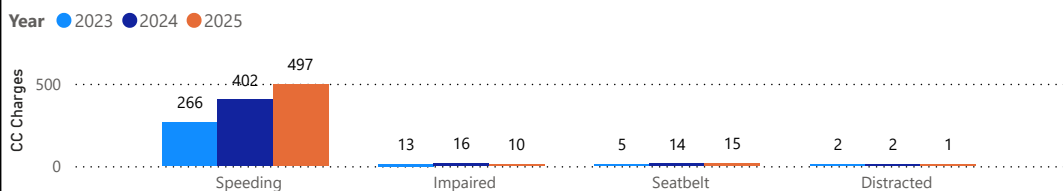
July - September

| Year | 2023 | | 2024 | | 2025 | |
|-----------------|---------------|----------|---------------|----------|---------------|----------|
| ChargeCategory2 | Offence Count | % Change | Offence Count | % Change | Offence Count | % Change |
| Speeding | 266 | -35.7% | 402 | 51.1% | 497 | 23.6% |
| Seatbelt | 5 | -16.7% | 14 | 180.0% | 15 | 7.1% |
| Impaired | 13 | -18.8% | 16 | 23.1% | 10 | -37.5% |
| Distracted | 2 | -- | 2 | 0.0% | 1 | -50.0% |

YTD

| Year | 2023 | | 2024 | | 2025 | |
|-----------------|---------------|----------|---------------|----------|---------------|----------|
| ChargeCategory2 | Offence Count | % Change | Offence Count | % Change | Offence Count | % Change |
| Speeding | 747 | -35.9% | 1,083 | 45.0% | 1,055 | -2.6% |
| Seatbelt | 13 | -18.8% | 23 | 76.9% | 28 | 21.7% |
| Impaired | 32 | -34.7% | 29 | -9.4% | 38 | 31.0% |
| Distracted | 2 | -50.0% | 9 | 350.0% | 3 | -66.7% |

July - September



Detachment: 1N - DUFFERIN

Location code(s): 1N00 - DUFFERIN

Area(s): 1005 - Melancthon, 1006 - Mono, 1007 - Mulmur

Data source date:

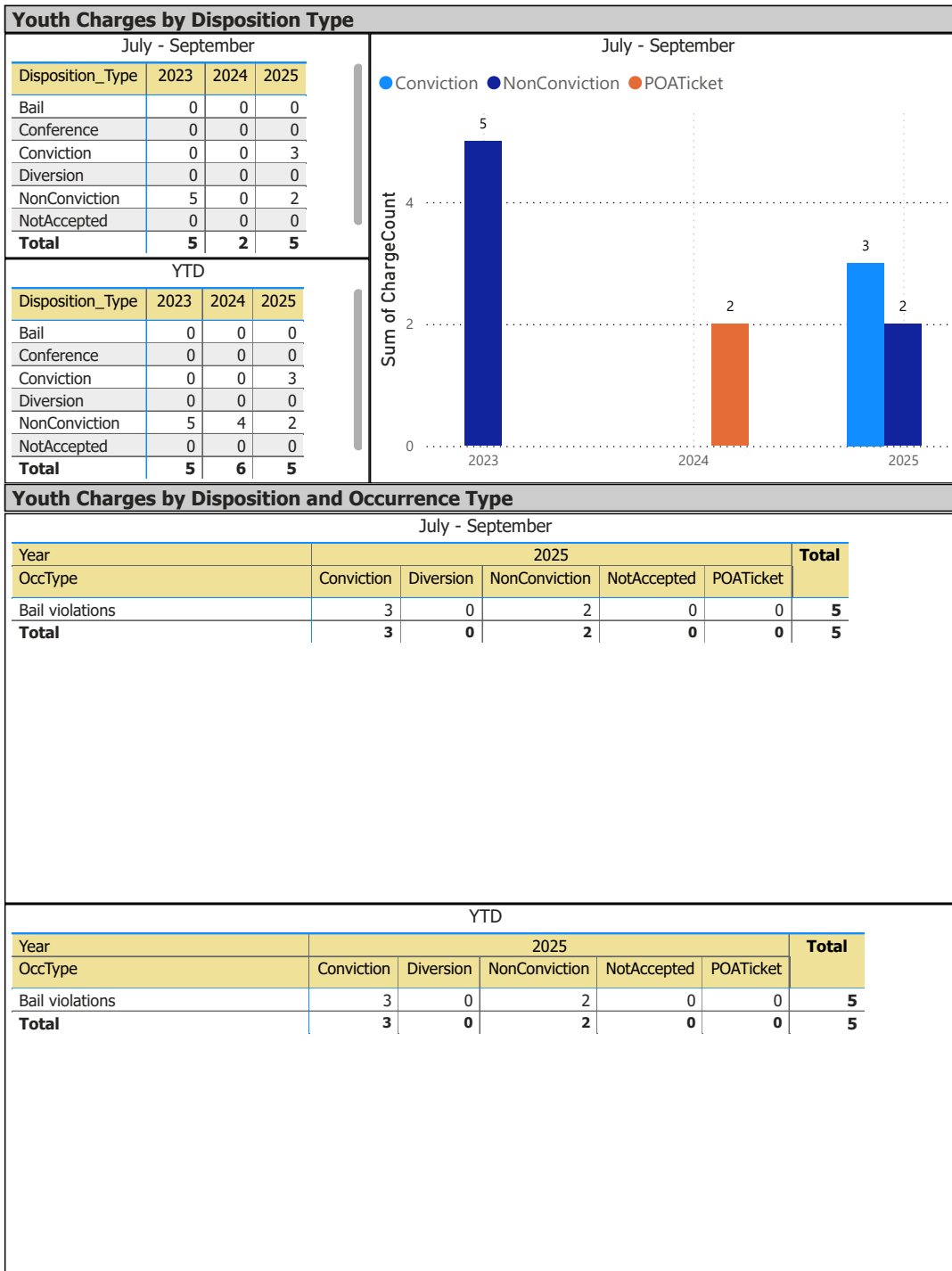
13-Nov-25

Report Generated on:

13-Nov-2025 3:20:37 PM



OPP Detachment Board Report **Records Management System** **July - September 2025**



The tables and chart on this page present summarized youth charges by disposition and occurrence type that have been recorded in the OPP Niche RMS application. Of note... the Niche data sourced for this report page only lists youth charges that have had a disposition type entered against them. Therefore, please be aware that the counts of youth charges entries on this report page are under stating the potential sum of youth charges that are in OPP Niche RMS.

Detachment: 1N - DUFFERIN

Location code(s): 1N00 - DUFFERIN

Area(s): 1005 - Melancthon, 1006 - Mono, 1007 - Mulmur

Data source date:

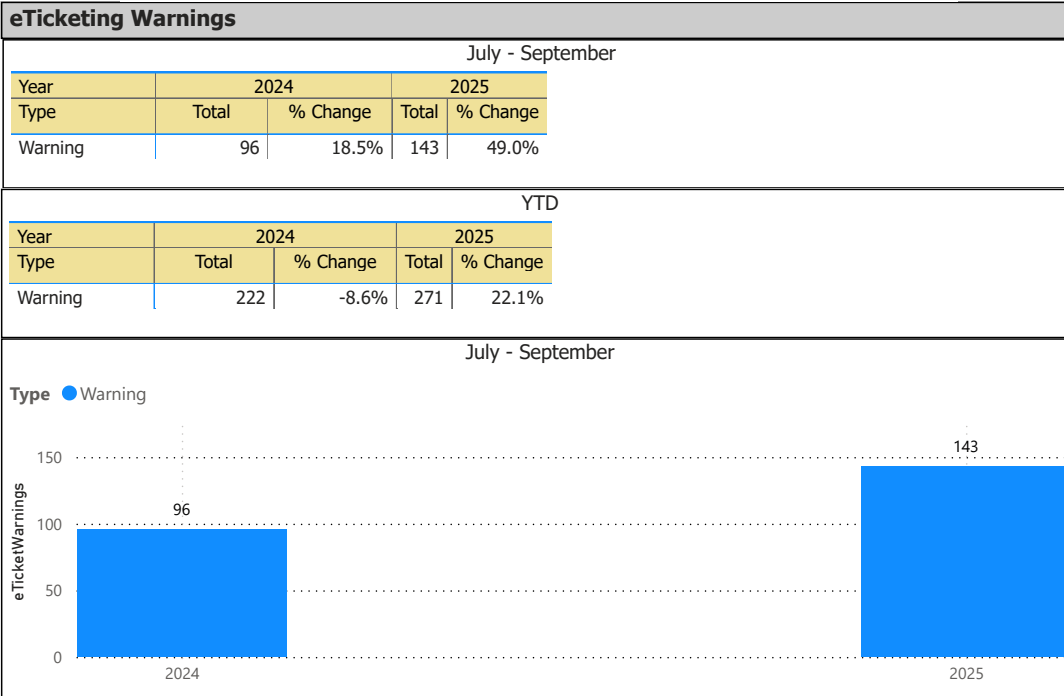
13-Nov-2025

Report Generated on:

13-Nov-2025 3:24:20 PM



OPP Detachment Board Report **Records Management System** **July - September 2025**



Note: The eTicketing system was not fully implemented until the end of 2022, therefore data is only available beginning in 2023. % Change in 2023 may appear higher in this report due to the incomplete 2022 data.

Detachment: 1N - DUFFERIN

Location code(s): 1N00 - DUFFERIN

Area(s): 1005 - Melancthon, 1006 - Mono, 1007 - Mulmur

Data source date:

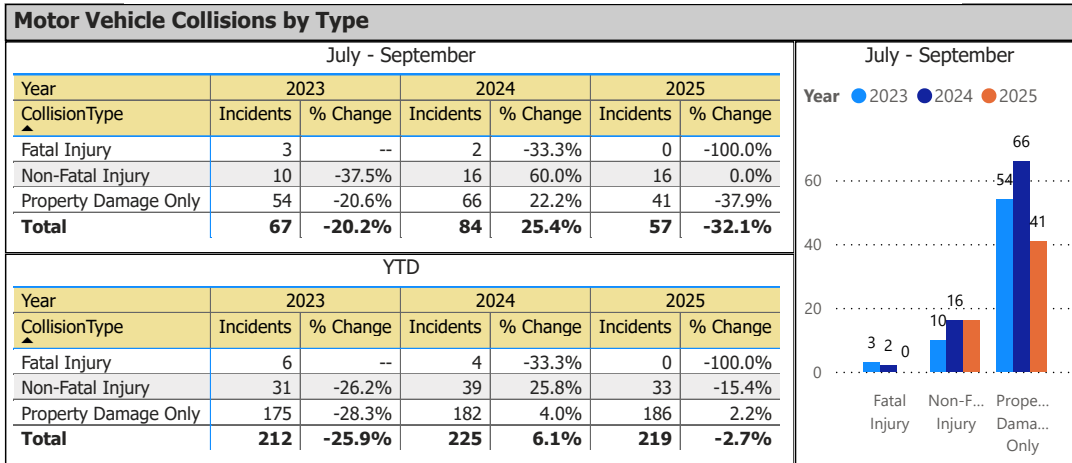
13-Nov-25

Report Generated on:

13-Nov-2025 3:21:52 PM



OPP Detachment Board Report **Collision Reporting System** **July - September 2025**



Data source (Collision Reporting System) date:

13-Nov-2025

Detachment: 1N - DUFFERIN

Location code(s): 1N00 - DUFFERIN

Area(s): 1005 - Melancthon, 1006 - Mono, 1007 - Mulmur

Data source date:

13-Nov-2025

Report Generated on:

13-Nov-2025 3:20:37 PM



OPP Detachment Board Report **Collision Reporting System** **July - September 2025**

Fatalities in Detachment Area - Incidents

July - September

| Type | Motor Vehicle | | | Motorized Snow Vehicle | | | Off-Road Vehicle | | |
|------|---------------|-----------|----------|------------------------|-----------|----------|------------------|-----------|----------|
| Year | Alcohol/Drugs | Incidents | % Change | Alcohol/Drugs | Incidents | % Change | Alcohol/Drugs | Incidents | % Change |
| 2023 | 0 | 3 | -- | 0 | 0 | -- | 0 | 0 | -- |
| 2024 | 0 | 2 | -33.3% | 0 | 0 | -- | 0 | 0 | -- |
| 2025 | 0 | 0 | -100.0% | 0 | 0 | -- | 0 | 0 | -- |

YTD

| Type | Motor Vehicle | | | Motorized Snow Vehicle | | | Off-Road Vehicle | | |
|------|---------------|-----------|----------|------------------------|-----------|----------|------------------|-----------|----------|
| Year | Alcohol/Drugs | Incidents | % Change | Alcohol/Drugs | Incidents | % Change | Alcohol/Drugs | Incidents | % Change |
| 2023 | 0 | 6 | -- | 0 | 0 | -- | 0 | 0 | -- |
| 2024 | 1 | 4 | -33.3% | 0 | 0 | -- | 0 | 0 | -- |
| 2025 | 0 | 0 | -100.0% | 0 | 0 | -- | 0 | 0 | -- |

Fatalities in Detachment Area - Persons Killed

July - September

| Type | Motor Vehicle | | Motorized Snow Vehicle | | Off-Road Vehicle | |
|------|----------------|----------|------------------------|----------|------------------|----------|
| Year | Persons Killed | % Change | Persons Killed | % Change | Persons Killed | % Change |
| 2023 | 4 | -- | 0 | -- | 0 | -- |
| 2024 | 2 | -50.0% | 0 | -- | 0 | -- |
| 2025 | 0 | -100.0% | 0 | -- | 0 | -- |

YTD

| Type | Motor Vehicle | | Motorized Snow Vehicle | | Off-Road Vehicle | |
|------|----------------|----------|------------------------|----------|------------------|----------|
| Year | Persons Killed | % Change | Persons Killed | % Change | Persons Killed | % Change |
| 2023 | 7 | -- | 0 | -- | 0 | -- |
| 2024 | 4 | -42.9% | 0 | -- | 0 | -- |
| 2025 | 0 | -100.0% | 0 | -- | 0 | -- |

Primary Causal Factors in Fatal Motor Vehicle Collisions

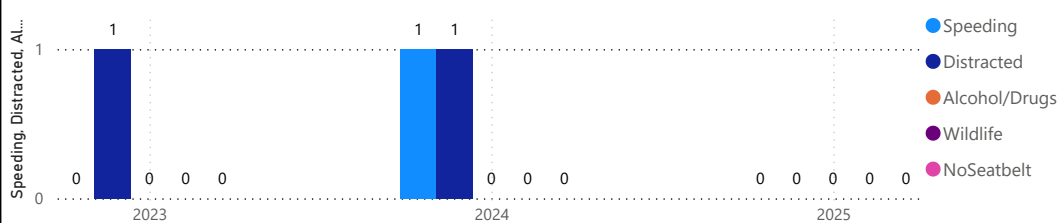
July - September

| | 2023 | 2024 | 2025 |
|------------------------|------|------|---------|
| Speeding | 0 | 1 | 0 |
| Speeding % Change | -- | -- | -100.0% |
| Distracted | 1 | 1 | 0 |
| Distracted % Change | -- | 0.0% | -100.0% |
| Alcohol/Drugs | 0 | 0 | 0 |
| Alcohol/Drugs % Change | -- | -- | -- |
| Wildlife | 0 | 0 | 0 |
| Wildlife % Change | -- | -- | -- |
| NoSeatbelt | 0 | 0 | 0 |
| NoSeatbelt YoY% | -- | -- | -- |

YTD

| | 2023 | 2024 | 2025 |
|------------------------|------|--------|---------|
| Speeding | 1 | 2 | 0 |
| Speeding % Change | -- | 100.0% | -100.0% |
| Distracted | 1 | 1 | 0 |
| Distracted % Change | -- | 0.0% | -100.0% |
| Alcohol/Drugs | 0 | 1 | 0 |
| Alcohol/Drugs % Change | -- | -- | -100.0% |
| Wildlife | 0 | 1 | 0 |
| Wildlife % Change | -- | -- | -100.0% |
| NoSeatbeltYTD | 0 | 1 | 0 |
| NoSeatbeltYTD YoY% | -- | -- | -100.0% |

July - September



Data source (Collision Reporting System) date:

13-Nov-2025

Detachment: 1N - DUFFERIN

Location code(s): 1N00 - DUFFERIN

Area(s): 1005 - Melancthon, 1006 - Mono, 1007 - Mulmur

Data source date:

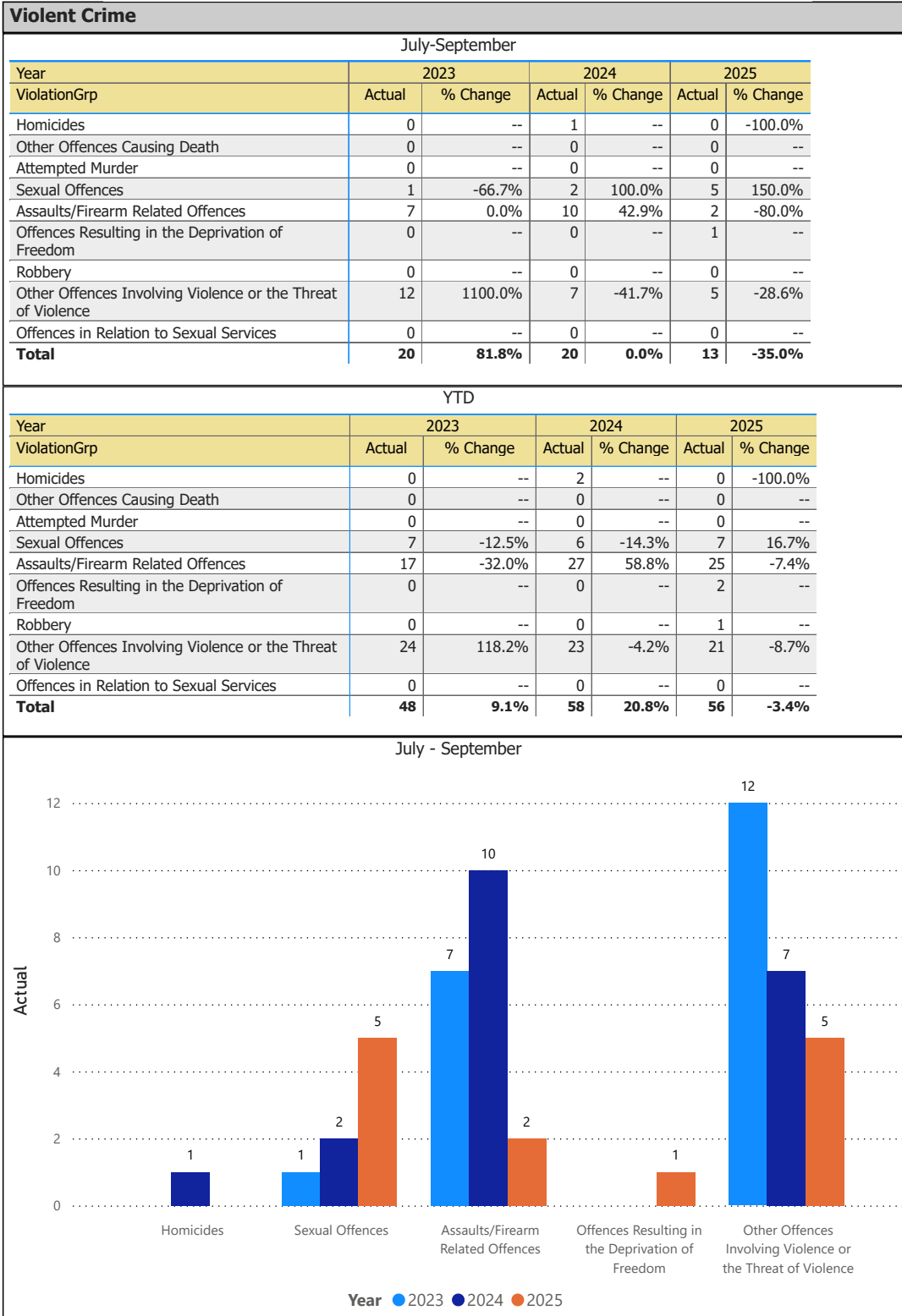
13-Nov-2025

Report Generated on:

13-Nov-2025 3:20:37 PM



OPP Detachment Board Report **Records Management System** **July - September 2025**



Detachment: 1N - DUFFERIN

Location code(s): 1N00 - DUFFERIN

Area(s): 1005 - Melancthon, 1006 - Mono, 1007 - Mulmur

Data source date:

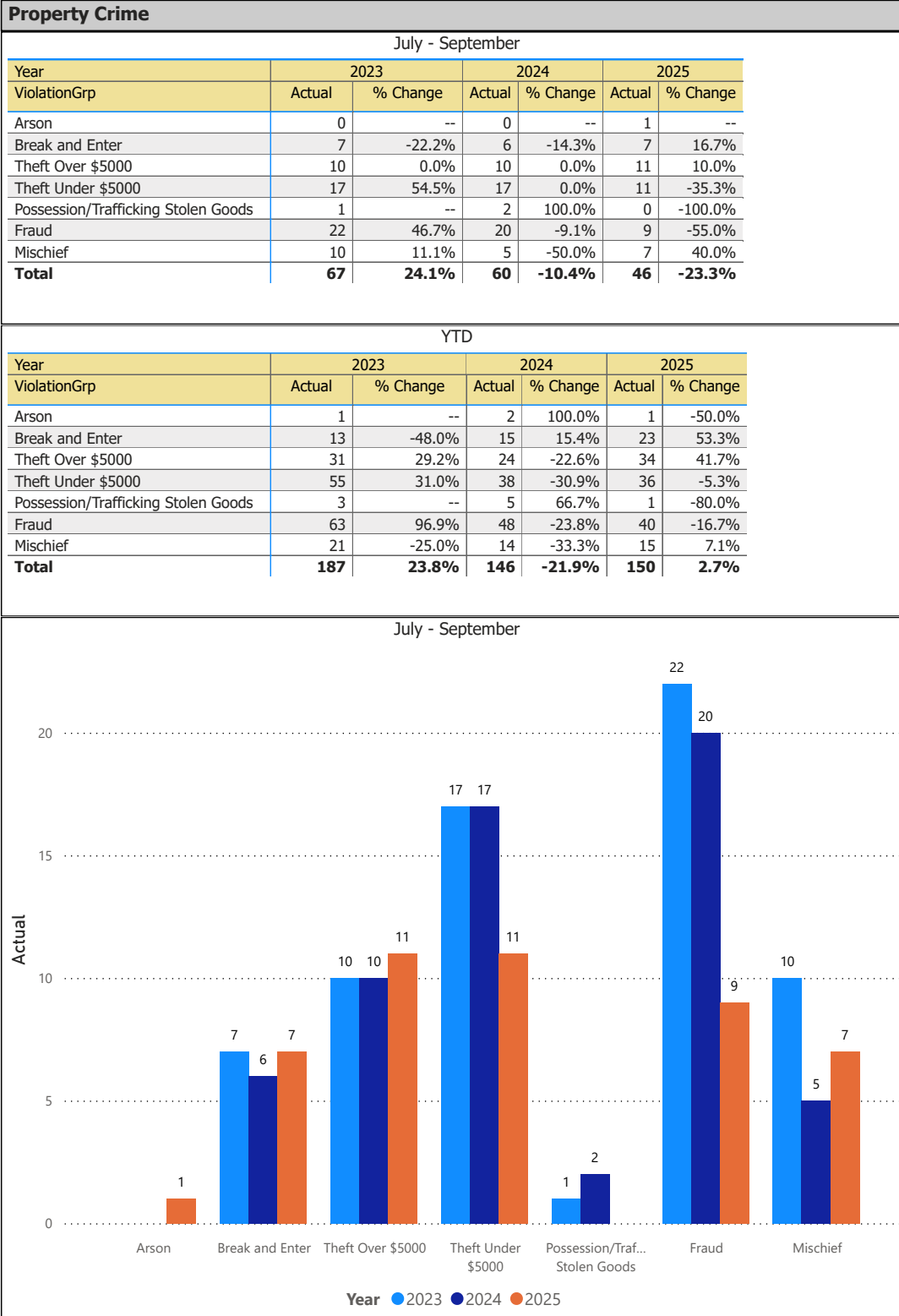
13-Nov-2025

Report Generated on:

13-Nov-2025 3:20:37 PM



OPP Detachment Board Report **Records Management System** **July - September 2025**



Detachment: 1N - DUFFERIN

Location code(s): 1N00 - DUFFERIN

Area(s): 1005 - Melancthon, 1006 - Mono, 1007 - Mulmur

Data source date:

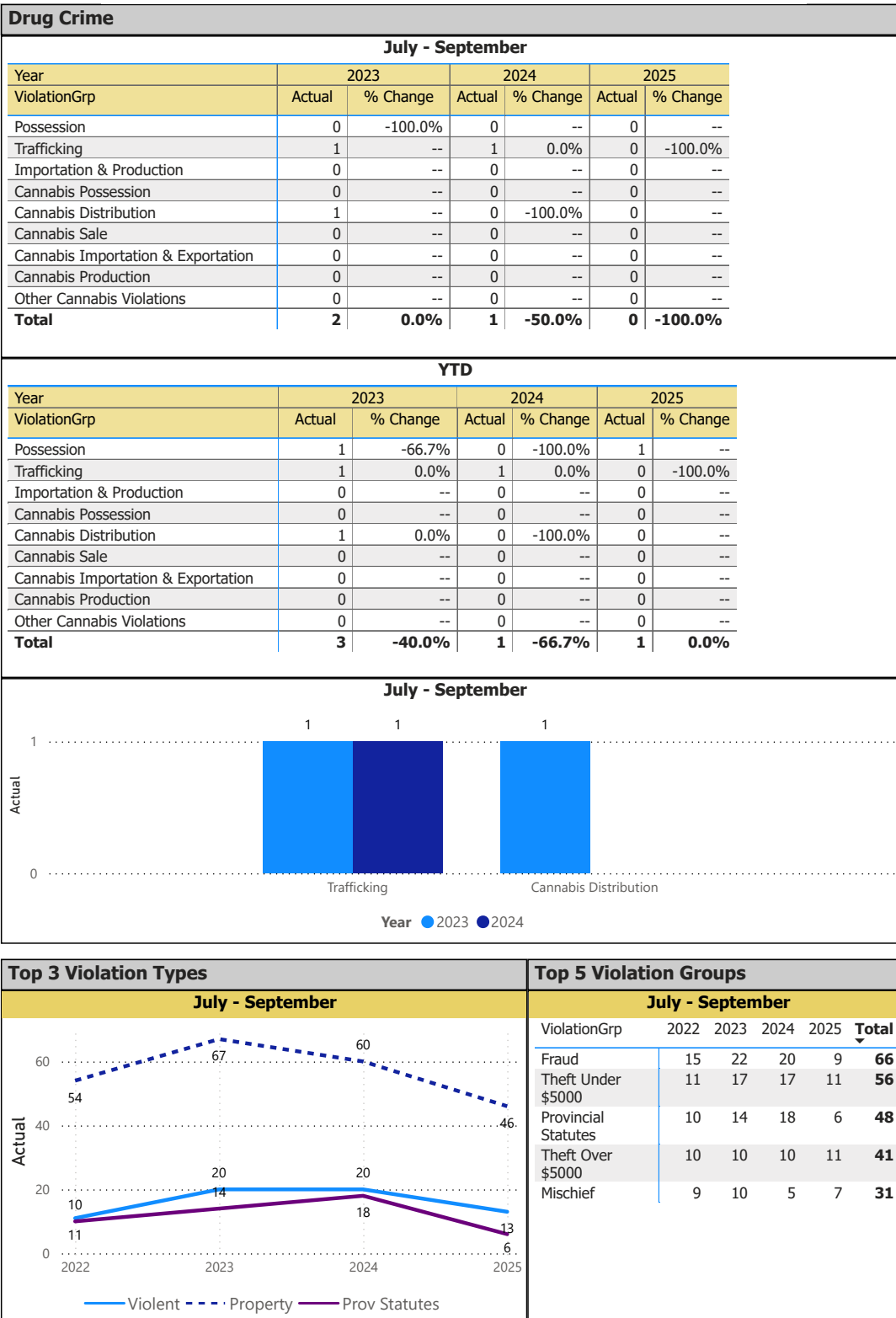
13-Nov-2025

Report Generated on:

13-Nov-2025 3:20:37 PM



OPP Detachment Board Report **Records Management System** **July - September 2025**



Detachment: 1N - DUFFERIN

Location code(s): 1N00 - DUFFERIN

Area(s): 1005 - Melancthon, 1006 - Mono, 1007 - Mulmur

Data source date:

13-Nov-2025

Report Generated on:

13-Nov-2025 3:20:37 PM



OPP Detachment Board Report **Records Management System** **July - September 2025**

Other Crime Occurrences

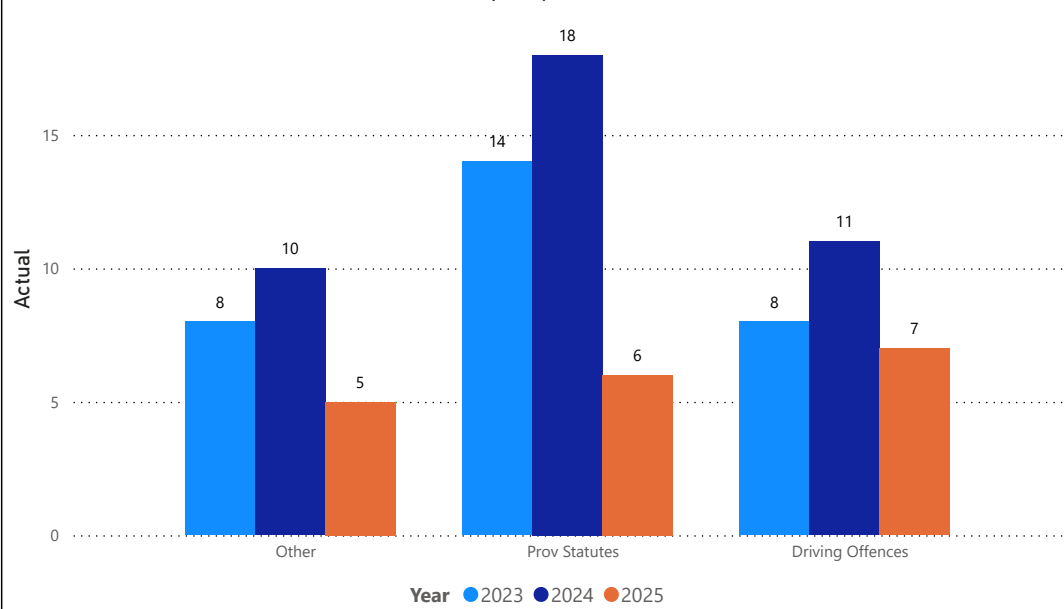
July - September

| Year | 2023 | | 2024 | | 2025 | |
|------------------|-----------|-------------|-----------|--------------|-----------|---------------|
| Violation_rollup | Actual | % Change | Actual | % Change | Actual | % Change |
| Other | 8 | 33.3% | 10 | 25.0% | 5 | -50.0% |
| Fed Statutes | 0 | -- | 0 | -- | 0 | -- |
| Prov Statutes | 14 | 40.0% | 18 | 28.6% | 6 | -66.7% |
| Driving Offences | 8 | -33.3% | 11 | 37.5% | 7 | -36.4% |
| Total | 30 | 7.1% | 39 | 30.0% | 18 | -53.8% |

YTD

| Year | 2023 | | 2024 | | 2025 | |
|------------------|-----------|---------------|-----------|--------------|-----------|-------------|
| Violation_rollup | Actual | % Change | Actual | % Change | Actual | % Change |
| Other | 19 | -17.4% | 20 | 5.3% | 27 | 35.0% |
| Fed Statutes | 0 | -100.0% | 1 | -- | 0 | -100.0% |
| Prov Statutes | 23 | -14.8% | 34 | 47.8% | 25 | -26.5% |
| Driving Offences | 23 | -25.8% | 22 | -4.3% | 26 | 18.2% |
| Total | 65 | -20.7% | 77 | 18.5% | 78 | 1.3% |

July - September



Detachment: 1N - DUFFERIN

Location code(s): 1N00 - DUFFERIN

Area(s): 1005 - Melancthon, 1006 - Mono, 1007 - Mulmur

Data source date:

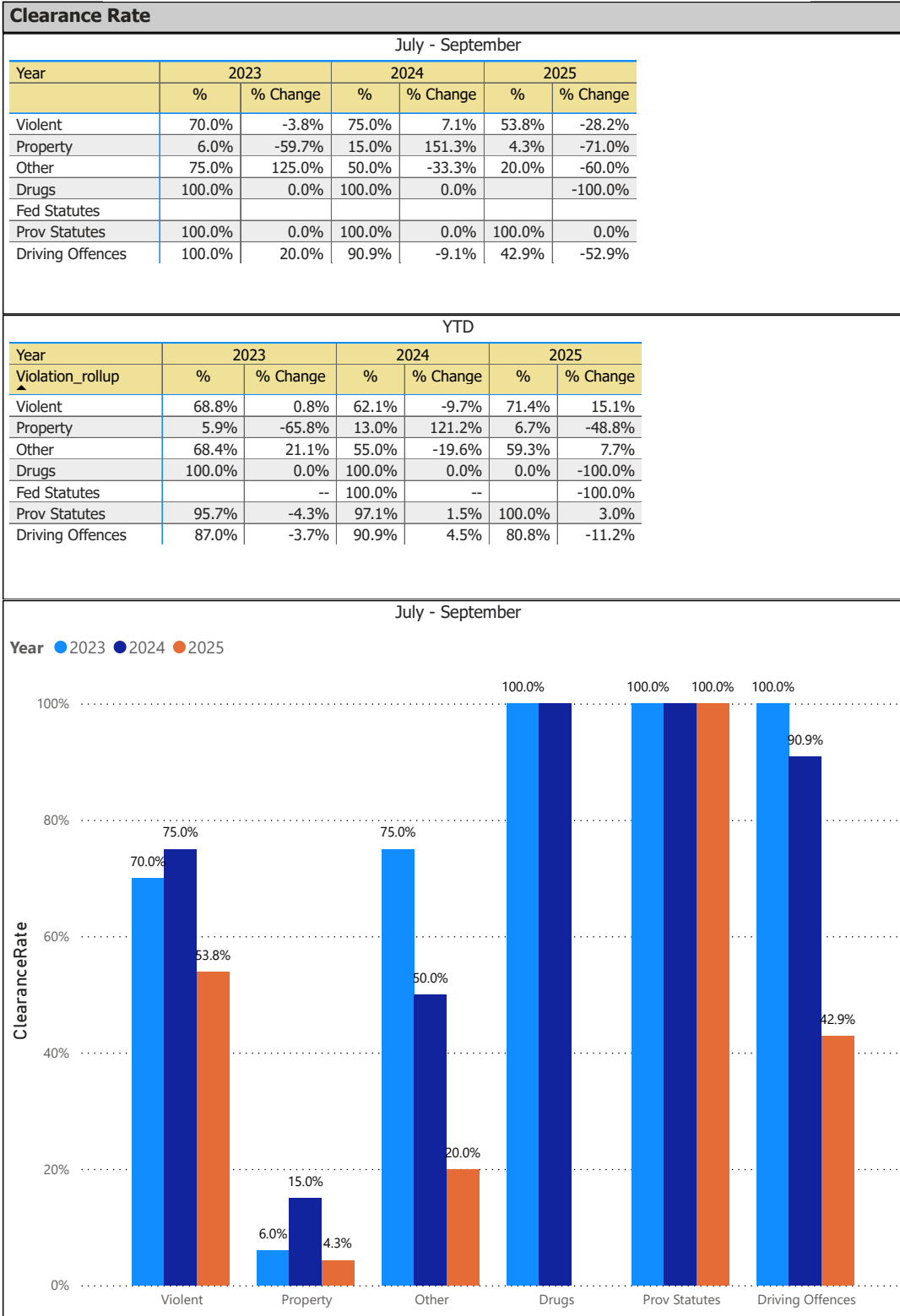
13-Nov-2025

Report Generated on:

13-Nov-2025 3:20:37 PM



OPP Detachment Board Report **Records Management System** **July - September 2025**



Detachment: 1N - DUFFERIN

Location code(s): 1N00 - DUFFERIN

Area(s): 1005 - Melancthon, 1006 - Mono, 1007 - Mulmur

Data source date:

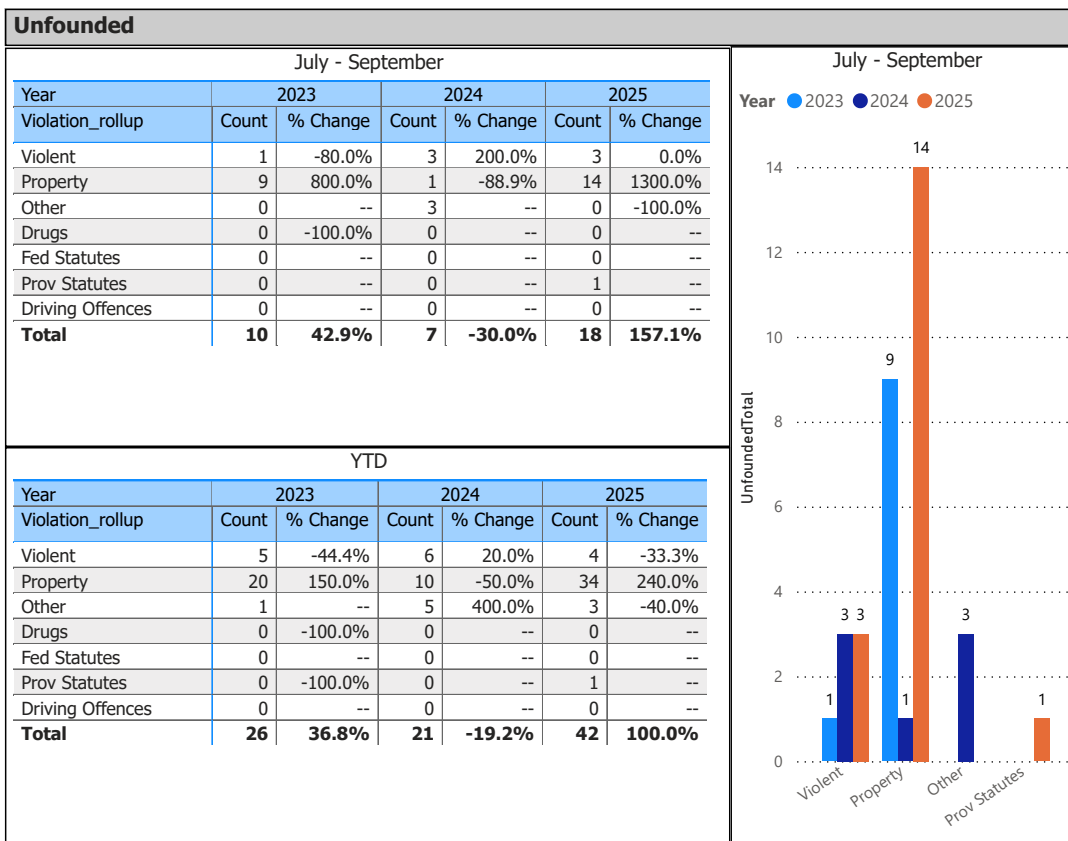
13-Nov-2025

Report Generated on:

13-Nov-2025 3:20:37 PM



OPP Detachment Board Report **Records Management System** **July - September 2025**



Detachment: 1N - DUFFERIN

Location code(s): 1N00 - DUFFERIN

Area(s): 1005 - Melancthon, 1006 - Mono, 1007 - Mulmur

Data source date:

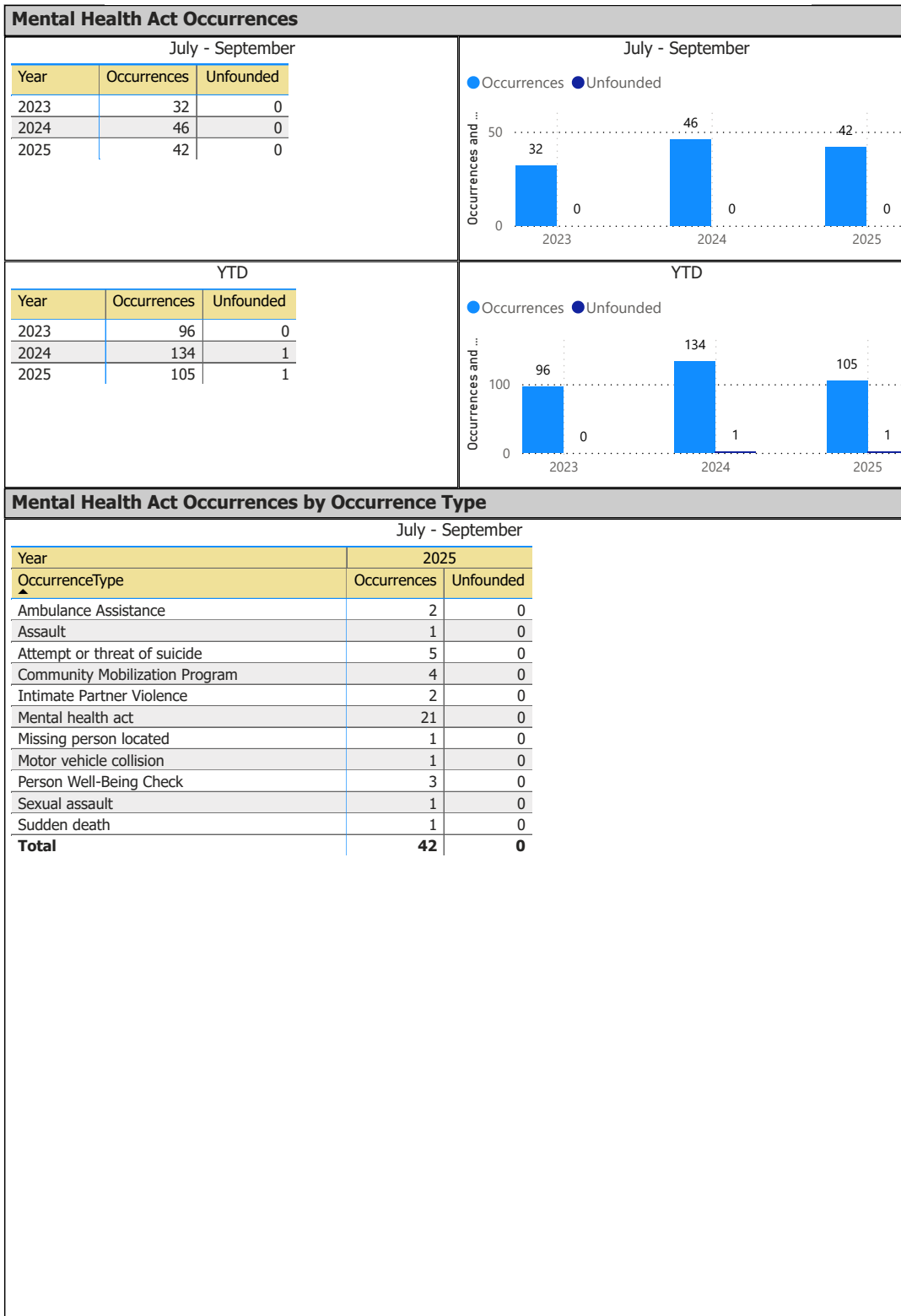
13-Nov-2025

Report Generated on:

13-Nov-2025 3:20:37 PM



OPP Detachment Board Report Records Management System July - September 2025



Detachment: 1N - DUFFERIN

Location code(s): 1N00 - DUFFERIN

Area(s): 1005 - Melancthon, 1006 - Mono, 1007 - Mulmur

Data source date:

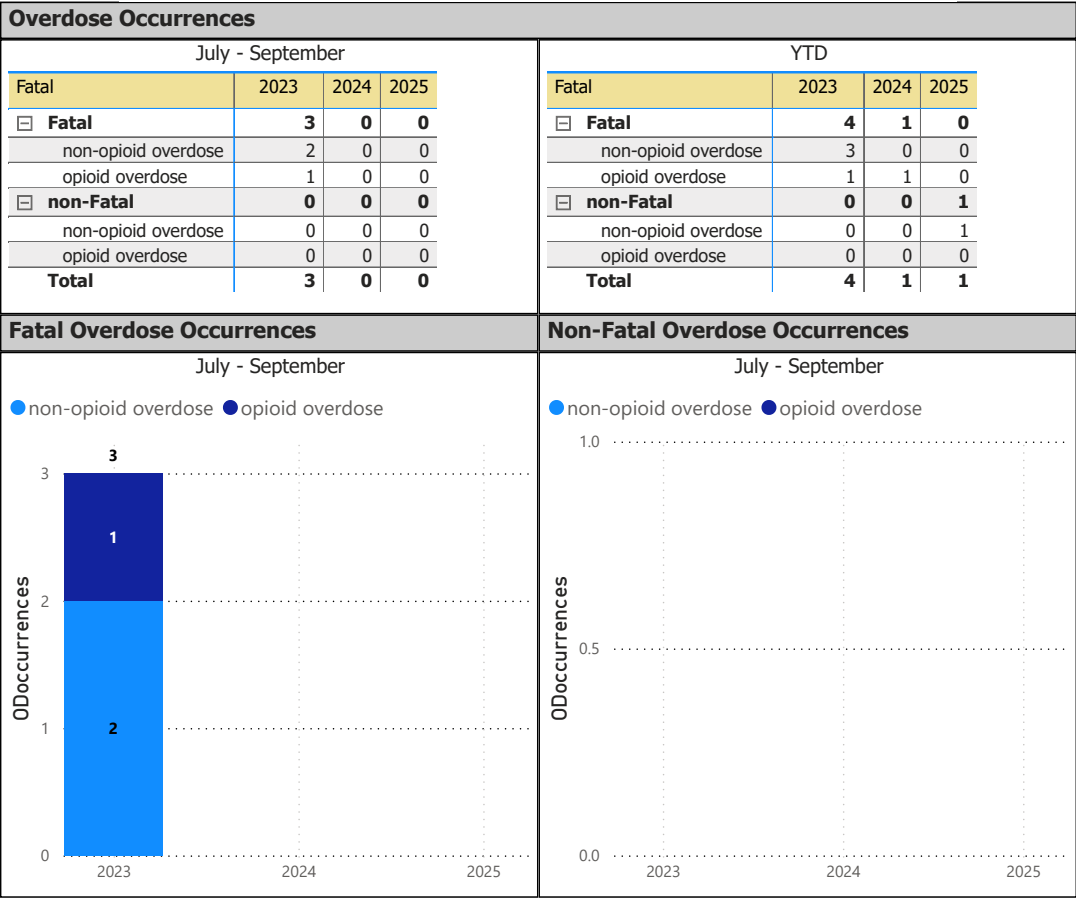
13-Nov-2025

Report Generated on:

13-Nov-2025 3:20:37 PM



OPP Detachment Board Report
Records Management System
July - September 2025



Fatal Overdose Occurrences

July - September

Legend: non-opioid overdose (light blue), opioid overdose (dark blue)

| Year | non-opioid overdose | opioid overdose | Total |
|------|---------------------|-----------------|-------|
| 2023 | 2 | 1 | 3 |
| 2024 | 0 | 0 | 0 |
| 2025 | 0 | 0 | 0 |

Non-Fatal Overdose Occurrences

July - September

Legend: non-opioid overdose (light blue), opioid overdose (dark blue)

| Year | non-opioid overdose | opioid overdose | Total |
|------|---------------------|-----------------|-------|
| 2023 | 0 | 0 | 0 |
| 2024 | 0 | 0 | 0 |
| 2025 | 0 | 0 | 0 |

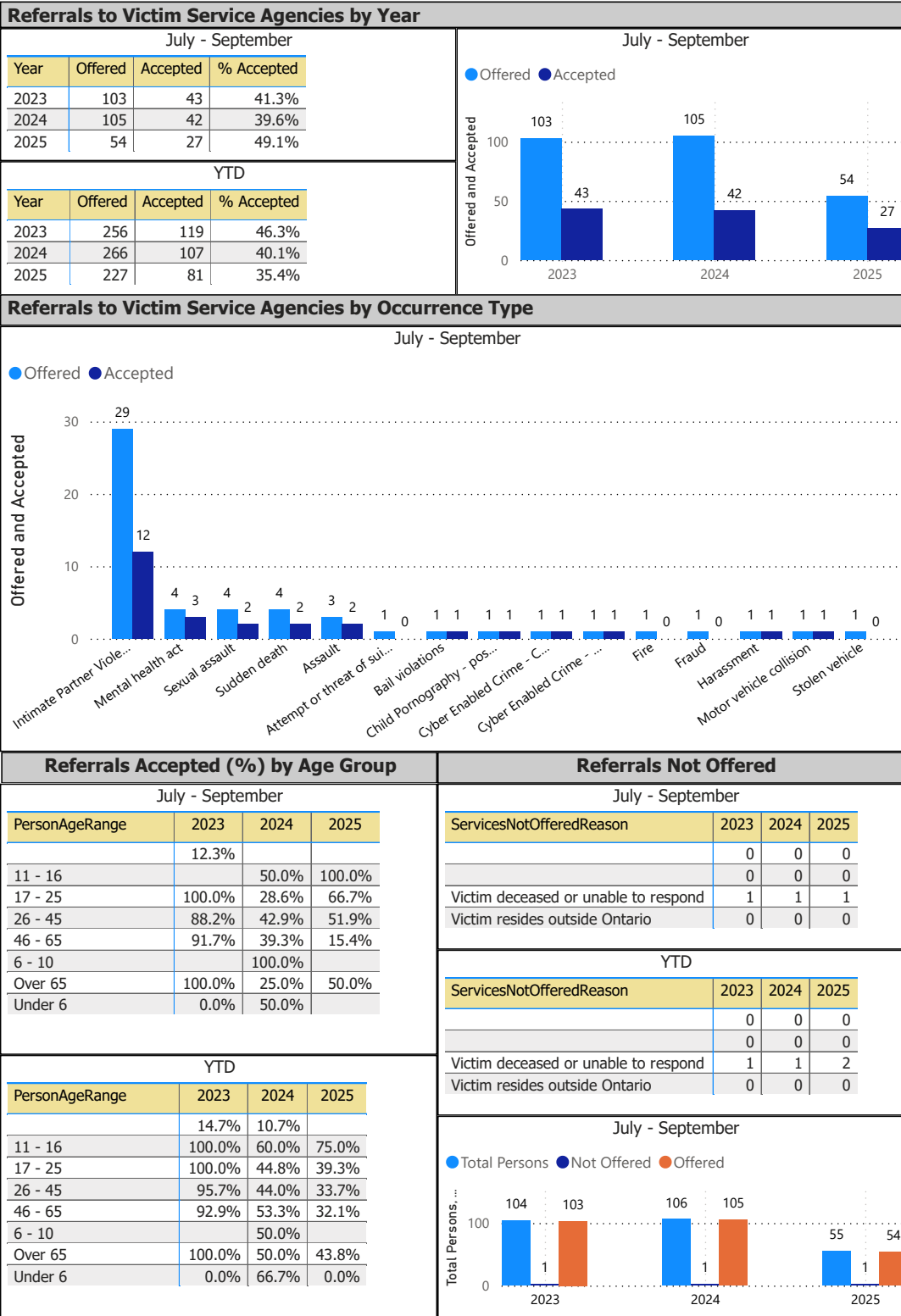
Detachment: 1N - DUFFERIN
Location code(s): 1N00 - DUFFERIN

Area(s): 1005 - Melancthon, 1006 - Mono, 1007 - Mulmur
Data source date:
13-Nov-2025

Report Generated on:
13-Nov-2025 3:20:37 PM



OPP Detachment Board Report Records Management System July - September 2025



Detachment: 1N - DUFFERIN

Location code(s): 1N00 - DUFFERIN

Area(s): 1005 - Melancthon, 1006 - Mono, 1007 - Mulmur

Data source date:

13-Nov-2025

Report Generated on:

13-Nov-2025 3:20:37 PM

Calls For Service (CFS) Billing Summary Report

DUFFERIN Co. - All MPB Billing Name

Max Date Loaded Nov 18, 2025

| Billing Category <i>(Billing categories below do not match traditional crime groupings)</i> | 2025 | | | | 2024 | | | |
|--|-------------------|--------------|----------|------------------|-------------------|--------------|----------|------------------|
| | July to September | Year to Date | Time Std | YTD Weighted Hrs | July to September | Year to Date | Time Std | YTD Weighted Hrs |
| Violent Criminal Code | 16 | 69 | 14.80 | 1,021.20 | 23 | 80 | 14.80 | 1,184.00 |
| Property Crime Violations | 56 | 197 | 6.20 | 1,221.40 | 59 | 202 | 6.20 | 1,252.40 |
| Other Criminal Code Violations (Excluding traffic) | 5 | 35 | 7.10 | 248.50 | 13 | 32 | 7.10 | 227.20 |
| Drug Possession | 2 | 5 | 5.90 | 29.50 | | 1 | 5.90 | 5.90 |
| Drugs | | | 88.10 | | 1 | 1 | 88.10 | 88.10 |
| Operational | 252 | 855 | 3.90 | 3,334.50 | 335 | 946 | 3.90 | 3,689.40 |
| Operational2 | 62 | 225 | 1.70 | 382.50 | 64 | 240 | 1.70 | 408.00 |
| Statutes & Acts | 51 | 173 | 3.50 | 605.50 | 63 | 193 | 3.50 | 675.50 |
| Traffic | 44 | 290 | 3.80 | 1,102.00 | 69 | 265 | 3.80 | 1,007.00 |
| Total | 488 | 1849 | | 7,945.10 | 627 | 1960 | | 8,537.50 |

Note to Detachment Commanders:

- The content of each report is to be shared by the Detachment Commander only with the municipality for which it was generated. The municipality may treat this as a public document and distribute it as they wish.
- All data is sourced from the Niche RMS application. Included are 'reported' occurrences (actuals and unfounded occurrences) for 'billable' occurrences ONLY. Data is refreshed on a weekly basis.
- The Traffic category includes motor vehicle collision (MVC) occurrences entered into Niche (UCR code 8521). MVCs are NOT sourced from the eCRS application for this report.
- Only the primary violation is counted within an occurrence.
- Time standards displayed are for the 2025 billing period.

Note to Municipalities:

- Data contained within this report is dynamic in nature and numbers will change over time as the Ontario Provincial Police continues to investigate and solve crime.
- This report is NOT to be used for crime trend analysis as not all occurrences are included.
- Data groupings within this report do not match traditional crime groupings seen in other public reports such as the OPP Detachment Board reports or Statistics Canada reporting.

Summary Report View - View of the report which only includes the 9 billable work groups.

Calls For Service (CFS) Billing Summary Report - Detail

Max Date Loaded Nov 18, 2025

Billing Category: Violent Criminal Code

DUFFERIN Co. - All MPB Billing Name
2025

2024

| Offence | July to September | Year to Date | Time Std | YTD Weighted Hrs | July to September | Year to Date | Time Std | YTD Weighted Hrs |
|--|----------------------|-----------------|-------------|---------------------|----------------------|-----------------|-------------|---------------------|
| Aggravated Assault - Level 3 | | | 14.80 | | | 1 | 14.80 | 14.80 |
| Assault - Level 1 | 1 | 22 | 14.80 | 325.60 | 8 | 27 | 14.80 | 399.60 |
| Assault Peace Officer | 1 | | 14.80 | 14.80 | 1 | 1 | 14.80 | 14.80 |
| Assault With Weapon or Causing Bodily Harm - Level 2 | 1 | 6 | 14.80 | 88.80 | 3 | 7 | 14.80 | 103.60 |
| Criminal Harassment | 3 | 6 | 14.80 | 88.80 | 5 | 13 | 14.80 | 192.40 |
| Criminal Harassment - Offender Unknown | | 1 | 14.80 | 14.80 | | 2 | 14.80 | 29.60 |
| Extortion | 1 | 2 | 14.80 | 29.60 | | 4 | 14.80 | 59.20 |
| Forcible confinement | 1 | 2 | 14.80 | 29.60 | | | 14.80 | |
| Indecent/Harassing Communications | | 3 | 14.80 | 44.40 | | 3 | 14.80 | 44.40 |
| Murder 1st Degree | | | 14.80 | | 1 | 2 | 14.80 | 29.60 |
| Non-Consensual Distribution of Intimate Images | 1 | 2 | 14.80 | 29.60 | | 1 | 14.80 | 14.80 |
| Other Assaults / Admin Noxious thing | | 1 | 14.80 | 14.80 | | | 14.80 | |
| Other Criminal Code * against public order | | | 14.80 | | | 1 | 14.80 | 14.80 |
| Robbery - Other | | 1 | 14.80 | 14.80 | | | 14.80 | |
| Sexual Assault | 4 | 8 | 14.80 | 118.40 | 1 | 5 | 14.80 | 74.00 |
| Sexual Assault With a Weapon | 1 | 1 | 14.80 | 14.80 | 1 | 1 | 14.80 | 14.80 |
| Sexual Interference | 1 | 1 | 14.80 | 14.80 | | | 14.80 | |
| Utter Threats to Person | 2 | 11 | 14.80 | 162.80 | 2 | 9 | 14.80 | 133.20 |
| Utter Threats to Person - Government Employee (non-police) | | 1 | 14.80 | 14.80 | | | 14.80 | |
| Utter Threats-Master code | | | 14.80 | | 1 | 3 | 14.80 | 44.40 |
| Total | 16 | 69 | | 1,021.20 | 23 | 80 | | 1,184.00 |

Detailed Report View - Expanded view of the report listing the counts by actual offence within each billable work group.

Calls For Service (CFS) Billing Summary Report - Detail

Max Date Loaded Nov 18, 2025

Billing Category: Property Crime Violations

DUFFERIN Co. - All MPB Billing Name
2025

2024

| Offence | July to September | Year to Date | Time Std | YTD Weighted Hrs | July to September | Year to Date | Time Std | YTD Weighted Hrs |
|--|----------------------|-----------------|-------------|---------------------|----------------------|-----------------|-------------|---------------------|
| Arson - Auto | 1 | 1 | 6.20 | 6.20 | | 1 | 6.20 | 6.20 |
| Arson - Building | | | 6.20 | | | 1 | 6.20 | 6.20 |
| Break & Enter | 8 | 28 | 6.20 | 173.60 | 6 | 16 | 6.20 | 99.20 |
| Fraud - False Pretence Over \$5,000 | | 2 | 6.20 | 12.40 | | | 6.20 | |
| Fraud - False Pretence Under \$5,000 | | | 6.20 | | 1 | 5 | 6.20 | 31.00 |
| Fraud - Forgery & Uttering | 1 | 2 | 6.20 | 12.40 | | 1 | 6.20 | 6.20 |
| Fraud - Fraud through mails | | 1 | 6.20 | 6.20 | | | 6.20 | |
| Fraud - Master Code | 2 | 12 | 6.20 | 74.40 | 5 | 11 | 6.20 | 68.20 |
| Fraud - Money/property/security Over \$5,000 | 1 | 7 | 6.20 | 43.40 | 3 | 9 | 6.20 | 55.80 |
| Fraud - Money/property/security Under \$5,000 | 1 | 12 | 6.20 | 74.40 | 5 | 18 | 6.20 | 111.60 |
| Fraud - Other | 5 | 12 | 6.20 | 74.40 | 5 | 17 | 6.20 | 105.40 |
| Fraud - Steal/Forge/Poss./Use Credit Card | | 5 | 6.20 | 31.00 | 1 | 5 | 6.20 | 31.00 |
| Identity Fraud | | 1 | 6.20 | 6.20 | | | 6.20 | |
| Mischief | 7 | 14 | 6.20 | 86.80 | 5 | 16 | 6.20 | 99.20 |
| Mischief - Interfere with lawful use, enjoyment of property | | 1 | 6.20 | 6.20 | | 1 | 6.20 | 6.20 |
| Personation with Intent (fraud) | 1 | 2 | 6.20 | 12.40 | | | 6.20 | |
| Possession of Stolen Goods over \$5,000 | | | 6.20 | | | 3 | 6.20 | 18.60 |
| Possession of Stolen Goods under \$5,000 | | 1 | 6.20 | 6.20 | 2 | 3 | 6.20 | 18.60 |
| Property Damage | 4 | 12 | 6.20 | 74.40 | 2 | 15 | 6.20 | 93.00 |
| Theft Over - Master Code | 1 | 2 | 6.20 | 12.40 | | 2 | 6.20 | 12.40 |
| Theft FROM Motor Vehicles Under \$5,000 | 2 | 3 | 6.20 | 18.60 | | 7 | 6.20 | 43.40 |
| Theft of - All Terrain Vehicles | 1 | 2 | 6.20 | 12.40 | | | 6.20 | |
| Theft of - Automobile | 1 | 5 | 6.20 | 31.00 | 2 | 5 | 6.20 | 31.00 |
| Theft of - Farm Vehicles | | 2 | 6.20 | 12.40 | | | 6.20 | |
| Theft of - Mail | | | 6.20 | | 1 | 3 | 6.20 | 18.60 |
| Theft of - Other Motor Vehicles | | 1 | 6.20 | 6.20 | | | 6.20 | |
| Theft of - Snow Vehicles | | | 6.20 | | | 1 | 6.20 | 6.20 |
| Theft of - Trucks | | 3 | 6.20 | 18.60 | | 2 | 6.20 | 12.40 |
| Theft of Motor Vehicle | 2 | 10 | 6.20 | 62.00 | 5 | 11 | 6.20 | 68.20 |
| Theft Over \$,5000 - Construction Site | 2 | 2 | 6.20 | 12.40 | | 1 | 6.20 | 6.20 |
| Theft Over \$5,000 - Building | | 1 | 6.20 | 6.20 | | | 6.20 | |
| Theft Over \$5,000 - Farm Equipment | 1 | 3 | 6.20 | 18.60 | 1 | 3 | 6.20 | 18.60 |
| Theft Over \$5,000 - Mine Equipment/Property | | | 6.20 | | 1 | 1 | 6.20 | 6.20 |
| Theft Over \$5,000 - Other Theft | 2 | 6 | 6.20 | 37.20 | | | 6.20 | |
| Theft Over \$5,000 - Trailers | 1 | 3 | 6.20 | 18.60 | | 1 | 6.20 | 6.20 |
| Theft Under \$5,000 - Boat (Vessel) | | | 6.20 | | | 1 | 6.20 | 6.20 |
| Theft Under \$5,000 - Building | | | 6.20 | | | 1 | 6.20 | 6.20 |
| Theft Under \$5,000 - Construction Site | 1 | 2 | 6.20 | 12.40 | 1 | 1 | 6.20 | 6.20 |
| Theft Under \$5,000 - Farm Equipment | | 1 | 6.20 | 6.20 | 1 | 2 | 6.20 | 12.40 |
| Theft Under \$5,000 - Gasoline Drive-off | 5 | 11 | 6.20 | 68.20 | 3 | 11 | 6.20 | 68.20 |
| Theft Under \$5,000 - Master Code | 2 | 6 | 6.20 | 37.20 | 4 | 7 | 6.20 | 43.40 |
| Theft Under \$5,000 - Other Theft | 3 | 15 | 6.20 | 93.00 | 3 | 10 | 6.20 | 62.00 |
| Theft Under \$5,000 - Trailers | 1 | 3 | 6.20 | 18.60 | | 2 | 6.20 | 12.40 |
| Theft Under \$5,000 SHOPLIFTING | | 2 | 6.20 | 12.40 | 2 | 7 | 6.20 | 43.40 |
| Trafficking in Stolen Goods over \$5,000 (incl. possession with intent to traffic) | | | 6.20 | | | 1 | 6.20 | 6.20 |
| Unlawful in a dwelling house | | 1 | 6.20 | 6.20 | | | 6.20 | |
| Total | 56 | 197 | | 1,221.40 | 59 | 202 | | 1,252.40 |

Detailed Report View - Expanded view of the report listing the counts by actual offence within each billable work group.

Calls For Service (CFS) Billing Summary Report - Detail

Max Date Loaded Nov 18, 2025

Billing Category: Other Criminal Code Violations (Excluding traffic)

DUFFERIN Co. - All MPB Billing Name
2025

2024

| Offence | July to September | Year to Date | Time Std | YTD Weighted Hrs | July to September | Year to Date | Time Std | YTD Weighted Hrs |
|--|----------------------|-----------------|-------------|---------------------|----------------------|-----------------|-------------|---------------------|
| Bail Violations - Fail To Comply | 1 | 19 | 7.10 | 134.90 | 2 | 6 | 7.10 | 42.60 |
| Bail Violations - Master Code | | | 7.10 | | 1 | 1 | 7.10 | 7.10 |
| Bail Violations - Others | | | 7.10 | | 1 | 1 | 7.10 | 7.10 |
| Breach of Probation | 1 | 5 | 7.10 | 35.50 | 1 | 7 | 7.10 | 49.70 |
| Child Pornography - Master Code | | 1 | 7.10 | 7.10 | | | 7.10 | |
| Counterfeit Money-Master code | 1 | | 7.10 | 7.10 | | | 7.10 | |
| Disobey court order/Misconduct executing process | | | 7.10 | | | 1 | 7.10 | 7.10 |
| Disturb the Peace | 2 | 4 | 7.10 | 28.40 | 2 | 6 | 7.10 | 42.60 |
| Indecent acts - Master Code | | | 7.10 | | 1 | 1 | 7.10 | 7.10 |
| Indecent acts - Other | | 1 | 7.10 | 7.10 | | | 7.10 | |
| Obstruct Public Peace Officer | | | 7.10 | | 1 | 1 | 7.10 | 7.10 |
| Offensive Weapons - Careless use of firearms | | 1 | 7.10 | 7.10 | 1 | 1 | 7.10 | 7.10 |
| Offensive Weapons - Possession of Weapons | | | 7.10 | | | 2 | 7.10 | 14.20 |
| Offensive Weapons-Other Offensive Weapons | | | 7.10 | | 3 | 4 | 7.10 | 28.40 |
| Other Criminal Code * Sec. 78 - Sec. 96 | | 1 | 7.10 | 7.10 | | | 7.10 | |
| Trespass at Night | | 1 | 7.10 | 7.10 | | | 7.10 | |
| Utter Threats to Property / Animals | 1 | 1 | 7.10 | 7.10 | | 1 | 7.10 | 7.10 |
| Total | 5 | 35 | | 248.50 | 13 | 32 | | 227.20 |

Detailed Report View - Expanded view of the report listing the counts by actual offence within each billable work group.

Calls For Service (CFS) Billing Summary Report - Detail

Max Date Loaded Nov 18, 2025

Billing Category: Drug Possession

DUFFERIN Co. - All MPB Billing Name
2025

2024

| Offence | July to September | Year to Date | Time Std | YTD Weighted Hrs | July to September | Year to Date | Time Std | YTD Weighted Hrs |
|--|-------------------|--------------|----------|------------------|-------------------|--------------|----------|------------------|
| DRUG Operation - Master Code | 1 | 1 | 5.90 | 5.90 | | | 5.90 | |
| DRUG related occurrence | 1 | 3 | 5.90 | 17.70 | | 1 | 5.90 | 5.90 |
| Possession - Other Controlled Drugs and Substances Act | | 1 | 5.90 | 5.90 | | | 5.90 | |
| Total | 2 | 5 | | 29.50 | | 1 | | 5.90 |

Detailed Report View - Expanded view of the report listing the counts by actual offence within each billable work group.

Calls For Service (CFS) Billing Summary Report - Detail

Max Date Loaded Nov 18, 2025

Billing Category: Drugs

DUFFERIN Co. - All MPB Billing Name

2025

2024

| Offence | July to September | Year to Date | Time Std | YTD Weighted Hrs | July to September | Year to Date | Time Std | YTD Weighted Hrs |
|-----------------------|----------------------|-----------------|-------------|---------------------|----------------------|-----------------|-------------|---------------------|
| Trafficking - Cocaine | | | 88.10 | | 1 | 1 | 88.10 | 88.10 |
| Total | | | | | 1 | 1 | | 88.10 |

Detailed Report View - Expanded view of the report listing the counts by actual offence within each billable work group.

Calls For Service (CFS) Billing Summary Report - Detail

Max Date Loaded Nov 18, 2025

Billing Category: Operational

DUFFERIN Co. - All MPB Billing Name
2025

2024

| Offence | July to September | Year to Date | Time Std | YTD Weighted Hrs | July to September | Year to Date | Time Std | YTD Weighted Hrs |
|---|----------------------|-----------------|-------------|---------------------|----------------------|-----------------|-------------|---------------------|
| ACCIDENT - NON-MVC - CONSTRUCTION SITE | 1 | 1 | 3.90 | 3.90 | | | | |
| ACCIDENT - NON-MVC - Master Code | | 4 | 3.90 | 15.60 | 1 | 3 | 3.90 | 11.70 |
| ACCIDENT - NON-MVC - PUBLIC PROPERTY | | 1 | 3.90 | 3.90 | | | | |
| Accident - Non-MVC Others | 1 | 1 | 3.90 | 3.90 | | | | |
| Animal - Dog Owners Liability Act | 1 | 3 | 3.90 | 11.70 | 1 | 3 | 3.90 | 11.70 |
| Animal - Master Code | 3 | 4 | 3.90 | 15.60 | 4 | 5 | 3.90 | 19.50 |
| Animal - Other | 1 | 5 | 3.90 | 19.50 | 1 | 7 | 3.90 | 27.30 |
| Animal Bite | 2 | 2 | 3.90 | 7.80 | 3 | 6 | 3.90 | 23.40 |
| Animal Injured | 3 | 13 | 3.90 | 50.70 | 2 | 12 | 3.90 | 46.80 |
| Animal Rabid | | 1 | 3.90 | 3.90 | | | | |
| Animal Stray | 11 | 36 | 3.90 | 140.40 | 17 | 36 | 3.90 | 140.40 |
| Assist Fire Department | 2 | 4 | 3.90 | 15.60 | 2 | 7 | 3.90 | 27.30 |
| Assist Public | 69 | 226 | 3.90 | 881.40 | 101 | 144 | 3.90 | 561.60 |
| By-Law-Master code | | 3 | 3.90 | 11.70 | | 1 | 3.90 | 3.90 |
| Distressed / Overdue Motorist | | 1 | 3.90 | 3.90 | 1 | 4 | 3.90 | 15.60 |
| Dogs By-Law | 1 | 2 | 3.90 | 7.80 | 1 | 1 | 3.90 | 3.90 |
| Domestic Disturbance | 19 | 82 | 3.90 | 319.80 | 38 | 103 | 3.90 | 401.70 |
| FAMILY DISPUTE | 15 | 52 | 3.90 | 202.80 | 19 | 52 | 3.90 | 202.80 |
| Fire - Building | 4 | 10 | 3.90 | 39.00 | 1 | 6 | 3.90 | 23.40 |
| Fire - Other | 1 | 6 | 3.90 | 23.40 | | 3 | 3.90 | 11.70 |
| Fire - Vehicle | 5 | 13 | 3.90 | 50.70 | 4 | 12 | 3.90 | 46.80 |
| Firearms (Discharge) By-Law | | | 3.90 | | 2 | 3 | 3.90 | 11.70 |
| Found - Computer, parts & accessories | | | 3.90 | | | 1 | 3.90 | 3.90 |
| Found - Household Property | | | 3.90 | | 1 | 4 | 3.90 | 15.60 |
| Found - License Plate | | | 3.90 | | | 1 | 3.90 | 3.90 |
| Found - Others | 1 | 1 | 3.90 | 3.90 | 3 | 15 | 3.90 | 58.50 |
| Found - Personal Accessories | | | 3.90 | | 1 | 8 | 3.90 | 31.20 |
| Found - Vehicle Accessories | | | 3.90 | | | 2 | 3.90 | 7.80 |
| Found Property - Master Code | 3 | 19 | 3.90 | 74.10 | 8 | 36 | 3.90 | 140.40 |
| Insecure Condition - Building | | | 3.90 | | 1 | 1 | 3.90 | 3.90 |
| Insecure Condition - Master Code | 1 | 2 | 3.90 | 7.80 | | 2 | 3.90 | 7.80 |
| Lost - Household Property | | 1 | 3.90 | 3.90 | | | | |
| Lost - Jewellery | | | 3.90 | | | 2 | 3.90 | 7.80 |
| Lost - License Plate | | 2 | 3.90 | 7.80 | 1 | 2 | 3.90 | 7.80 |
| Lost - Machinery & Tools | | 1 | 3.90 | 3.90 | 1 | 1 | 3.90 | 3.90 |
| Lost - Others | | 2 | 3.90 | 7.80 | 2 | 14 | 3.90 | 54.60 |
| Lost - Personal Accessories | 1 | 1 | 3.90 | 3.90 | | 9 | 3.90 | 35.10 |
| Lost - Vehicle Accessories | | | 3.90 | | | 2 | 3.90 | 7.80 |
| Lost Property - Master Code | 4 | 15 | 3.90 | 58.50 | 7 | 17 | 3.90 | 66.30 |
| Medical Assistance - Other | | 1 | 3.90 | 3.90 | | 1 | 3.90 | 3.90 |
| Missing Person 12 & older | 1 | 3 | 3.90 | 11.70 | 2 | 2 | 3.90 | 7.80 |
| Missing Person Located 12 & older | 3 | 6 | 3.90 | 23.40 | 3 | 12 | 3.90 | 46.80 |
| Missing Person Located Under 12 | | | 3.90 | | | 1 | 3.90 | 3.90 |
| Missing Person under 12 | | 1 | 3.90 | 3.90 | | 3 | 3.90 | 11.70 |
| Neighbour Dispute | 12 | 38 | 3.90 | 148.20 | 9 | 43 | 3.90 | 167.70 |
| Noise By-Law | | 1 | 3.90 | 3.90 | 2 | 4 | 3.90 | 15.60 |
| Noise Complaint - Animal | 1 | 1 | 3.90 | 3.90 | 1 | 4 | 3.90 | 15.60 |
| Noise Complaint - Business | 1 | 1 | 3.90 | 3.90 | | | | |
| Noise Complaint - Master Code | 17 | 37 | 3.90 | 144.30 | 10 | 35 | 3.90 | 136.50 |
| Noise Complaint - Others | | 3 | 3.90 | 11.70 | 3 | 14 | 3.90 | 54.60 |
| Noise Complaint - Residence | | | 3.90 | | | 1 | 3.90 | 3.90 |
| Other Municipal By-Laws | 3 | 11 | 3.90 | 42.90 | 7 | 25 | 3.90 | 97.50 |
| Phone - Master Code | 1 | 2 | 3.90 | 7.80 | | 2 | 3.90 | 7.80 |
| Phone - Nuisance - No Charges Laid | | 4 | 3.90 | 15.60 | 3 | 9 | 3.90 | 35.10 |
| Phone - Other - No Charges Laid | 1 | 1 | 3.90 | 3.90 | | | | |
| Phone - Threatening - No Charges Laid | | | 3.90 | | | 2 | 3.90 | 7.80 |
| Sudden Death - Apparent Overdose/Overdose | | 1 | 3.90 | 3.90 | | 1 | 3.90 | 3.90 |
| Sudden Death - master code | | | 3.90 | | | 1 | 3.90 | 3.90 |
| Sudden Death - Natural Causes | 1 | 9 | 3.90 | 35.10 | 3 | 10 | 3.90 | 39.00 |
| Sudden Death - Others | | 2 | 3.90 | 7.80 | 1 | 1 | 3.90 | 3.90 |
| Sudden Death - Suicide | 1 | 2 | 3.90 | 7.80 | | 2 | 3.90 | 7.80 |
| SUSPICIOUS PACKAGE | | 1 | 3.90 | 3.90 | | 1 | 3.90 | 3.90 |
| Suspicious Person | 22 | 74 | 3.90 | 288.60 | 25 | 99 | 3.90 | 386.10 |
| Suspicious vehicle | 27 | 91 | 3.90 | 354.90 | 25 | 84 | 3.90 | 327.60 |
| Traffic By-Law | 1 | 1 | 3.90 | 3.90 | | 1 | 3.90 | 3.90 |
| Trouble with Youth | 3 | 12 | 3.90 | 46.80 | 5 | 17 | 3.90 | 66.30 |
| Unwanted Persons | 7 | 29 | 3.90 | 113.10 | 9 | 21 | 3.90 | 81.90 |
| Vehicle Recovered - Automobile | 1 | 7 | 3.90 | 27.30 | 1 | 15 | 3.90 | 58.50 |
| Vehicle Recovered - Farm Vehicles | | | 3.90 | | | 1 | 3.90 | 3.90 |
| Vehicle Recovered - Master Code | | | 3.90 | | | 1 | 3.90 | 3.90 |
| Vehicle Recovered - Other | | | 3.90 | | 1 | 2 | 3.90 | 7.80 |
| Vehicle Recovered - Trucks | | 2 | 3.90 | 7.80 | 2 | 5 | 3.90 | 19.50 |
| Total | 252 | 855 | | 3,334.50 | 335 | 946 | | 3,689.40 |

Detailed Report View - Expanded view of the report listing the counts by actual offence within each billable work group.

Calls For Service (CFS) Billing Summary Report - Detail

Max Date Loaded Nov 18, 2025

Billing Category: Operational2

DUFFERIN Co. - All MPB Billing Name

2025

2024

| Offence | July to September | Year to Date | Time Std | YTD Weighted Hrs | July to September | Year to Date | Time Std | YTD Weighted Hrs |
|--------------------------------------|-------------------|--------------|----------|------------------|-------------------|--------------|----------|------------------|
| 911 call - Dropped Cell | 12 | 45 | 1.70 | 76.50 | 8 | 29 | 1.70 | 49.30 |
| 911 call / 911 hang up | 4 | 27 | 1.70 | 45.90 | 13 | 37 | 1.70 | 62.90 |
| False Alarm - Others | 38 | 109 | 1.70 | 185.30 | 23 | 112 | 1.70 | 190.40 |
| False Holdup Alarm - Accidental Trip | 2 | 10 | 1.70 | 17.00 | 3 | 6 | 1.70 | 10.20 |
| Keep the Peace | 6 | 34 | 1.70 | 57.80 | 17 | 56 | 1.70 | 95.20 |
| Total | 62 | 225 | | 382.50 | 64 | 240 | | 408.00 |

Detailed Report View - Expanded view of the report listing the counts by actual offence within each billable work group.

Calls For Service (CFS) Billing Summary Report - Detail

Max Date Loaded Nov 18, 2025

DUFFERIN Co. - All MPB Billing Name

2025

2024

Billing Category: Statutes & Acts

| Offence | July to September | Year to Date | Time Std | YTD Weighted Hrs | July to September | Year to Date | Time Std | YTD Weighted Hrs |
|--|-------------------|--------------|----------|------------------|-------------------|--------------|----------|------------------|
| Custody Dispute | | | 3.50 | | | 1 | 3.50 | 3.50 |
| Landlord / Tenant | 14 | 54 | 3.50 | 189.00 | 21 | 55 | 3.50 | 192.50 |
| Mental Health Act | 14 | 46 | 3.50 | 161.00 | 9 | 52 | 3.50 | 182.00 |
| Mental Health Act - Apprehension | 4 | 8 | 3.50 | 28.00 | 7 | 14 | 3.50 | 49.00 |
| Mental Health Act - Attempt Suicide | 2 | 2 | 3.50 | 7.00 | 1 | 3 | 3.50 | 10.50 |
| Mental Health Act - No Contact with Police | 2 | 6 | 3.50 | 21.00 | 4 | 8 | 3.50 | 28.00 |
| Mental Health Act - Placed on Form | 1 | 3 | 3.50 | 10.50 | 1 | 3 | 3.50 | 10.50 |
| Mental Health Act - Threat of Suicide | 2 | 5 | 3.50 | 17.50 | 3 | 11 | 3.50 | 38.50 |
| Mental Health Act - Voluntary Transport | | 4 | 3.50 | 14.00 | 3 | 5 | 3.50 | 17.50 |
| Trespass To Property Act | 12 | 45 | 3.50 | 157.50 | 14 | 41 | 3.50 | 143.50 |
| Total | 51 | 173 | | 605.50 | 63 | 193 | | 675.50 |

Detailed Report View - Expanded view of the report listing the counts by actual offence within each billable work group.

Calls For Service (CFS) Billing Summary Report - Detail

Max Date Loaded Nov 18, 2025

Billing Category: Traffic

DUFFERIN Co. - All MPB Billing Name

2025

2024

| Offence | July to September | Year to Date | Time Std | YTD Weighted Hrs | July to September | Year to Date | Time Std | YTD Weighted Hrs |
|---|-------------------|--------------|----------|------------------|-------------------|--------------|----------|------------------|
| MVC - FATAL (MOTOR VEHICLE COLLISION) | | | 3.80 | | 1 | 2 | 3.80 | 7.60 |
| MVC - OTHERS (MOTOR VEHICLE COLLISION) | | 4 | 3.80 | 15.20 | 1 | 2 | 3.80 | 7.60 |
| MVC - PERS. INJ. FAILED TO REMAIN (MOTOR VEHICLE COLLISION) | | | 3.80 | | | 2 | 3.80 | 7.60 |
| MVC - PERSONAL INJURY (MOTOR VEHICLE COLLISION) | 10 | 26 | 3.80 | 98.80 | 6 | 25 | 3.80 | 95.00 |
| MVC - PROP. DAM. FAILED TO REM (MOTOR VEHICLE COLLISION) | 3 | 14 | 3.80 | 53.20 | 4 | 9 | 3.80 | 34.20 |
| MVC - PROP. DAM. NON REPORTABLE (MOTOR VEHICLE COLLISION) | 4 | 63 | 3.80 | 239.40 | 8 | 47 | 3.80 | 178.60 |
| MVC - PROP. DAM. REPORTABLE (MOTOR VEHICLE COLLISION) | 26 | 171 | 3.80 | 649.80 | 45 | 168 | 3.80 | 638.40 |
| MVC (MOTOR VEHICLE COLLISION) - Master Code | 1 | 12 | 3.80 | 45.60 | 4 | 10 | 3.80 | 38.00 |
| Total | 44 | 290 | | 1,102.00 | 69 | 265 | | 1,007.00 |

Detailed Report View - Expanded view of the report listing the counts by actual offence within each billable work group.



OPP Dufferin Detachment Melancthon Township, Town of Mono, Mulmur Township Detachment Board Report Template- Other Categories

Q3 2025

Community Engagement

July

- **Rotary Park Beat Patrol** – Town of Orangeville (July–September)
- **Bike Rodeo** – Township of Amaranth
- **Community Living Presentation** – East Garafraxa (July 9)
- **Mansfield Summer Camp** – Township of Mulmur (July 9)
- **Johanis's Karate School Presentation** – Orangeville (July 11, 17 & August 19)
- **Island Lake Bass Tournament** – Town of Mono (July 12–13)
- **Compass Church Summer Camp** – Town of Mono (July 14)
- **Tim Hortons Camp Day** – Across Dufferin County (July 16)
- **YMCA Camp Presentation** – Shelburne (July 18)
- **Pickin' in the Park / Senior Fraud Awareness** – Town of Shelburne (July 26)
- **CDRC Dufferin OPP Summer Camp** – Shelburne (July 21–25 & July 28–August 1)

Community Engagement

August

- **Salvation Army Back-to-School Campaign** – Across Dufferin County (August)
- **Grand Valley OPP Summer Camp** – Grand Valley (August 11–15)
- **Dairy Queen Miracle Treat Day** – Orangeville (August 14)
- **Reach For It (with DCAFS/FASD)** – Orangeville (August 17)
- **Dufferin Museum Forensic Camp** – Mulmur (August 21)
- **Reading in the Park** – Orangeville (August 25)
- **Crossing Guard Training** – Orangeville & Shelburne (August 28)
- **Overdose Awareness Event** – Orangeville (August 28)
- **Orangeville Fall Fair** – Town of Mono (August 30)



Community Engagement

September

- **Teddy Bear Clinic** – Headwaters Hospital (September 6)
- **Cardinal Woods End-of-Summer Celebration** – Town of Mono (September 7)
- **Hydro Open House** – Orangeville (September 11)
- **Shelburne Fall Fair** – Town of Shelburne (September 13)
- **Back-to-School Lockdown Drills** – Schools Across Dufferin County
- **School Presentations (JK–Grade 8)** – Schools Across Dufferin County
- **OPP Dufferin Recruiting Event** – Mono (September 17)
- **Family Transition Open House** – Orangeville (September 18)
- **Dufferin County OPP Open House** – (September 20)
- **Dufferin Farm Tour** – Across Dufferin County (September 27)
- **Autism Walk** – Town of Orangeville (September 28)

Detachment Initiatives

Number of Targeted Media Releases: 54 media releases and 140 social media posts

| | | | | |
|---|--|---------------------|---------------------------------------|--|
| Crime and Traffic Campaigns/Initiatives: | Canada Day Week | Jun 27-Jul 06, 2025 | 442 charges/64 warnings/5 suspensions | |
| | Operation Safe Driver | Jul 13-19, 2025 | 210 charges/74 warnings | |
| | Civic Day Long Weekend | Aug 01-04, 2025 | 163 charges/37 warnings/1 suspensions | |
| | Labor Day Long Weekend | Aug 29-Sep 01, 2025 | 198 charges/55 warnings/0 suspensions | |
| | Joint MTO CMV initiative- Riddell/Centennial (Orangeville) | 22 Sep 2025 | 11 CMV charges | |

RIDE hours: 64

Auxiliary Unit

| ADMINISTRATION | |
|-----------------------------------|--------|
| General Administration | 38.75 |
| Shift commences | 2 |
| Shift concludes | 2.5 |
| Training Preparation | 3 |
| COMMUNITY MOBILIZATION | |
| Community Mobilization - Activity | 9 |
| CPTED - SafeGuard ON | |
| Meetings | 8 |
| Other | 82 |
| Planning | 12 |
| Presentation | 4 |
| PATROL | |
| Cruiser Patrol | 12 |
| SUPPORT | |
| Travel | 7 |
| TRAINING | |
| Attendee | 16 |
| Instructor | 4 |
| Totals | 200.25 |

Offender Management Program (OMAP)

Formerly known as Intelligence-Led Policing, Crime Abatement Strategy. OMAP is a crime suppression program designed to deter the criminal activities of repeat offenders. The program focuses on offenders that are deemed to be a high-risk to the safety of communities and individuals and are often involved in repeat criminal behaviour.

Date information was collected from Records Management System:

| | |
|--------------------------------|----|
| Number of Offenders in Program | 34 |
| Number of Offenders Charged | 7 |
| Number of Charges Laid | 28 |
| Number of Checks Performed | 52 |